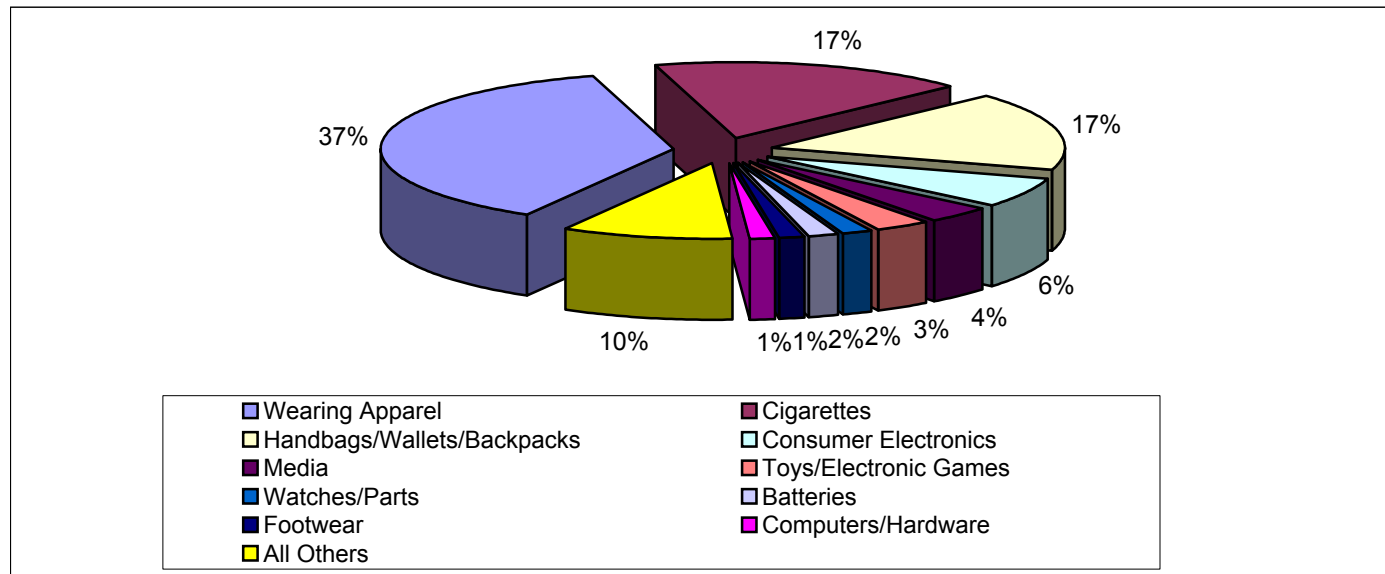


**Department of Homeland Security  
U.S. Customs and Border Protection and U.S. Immigration and Customs Enforcement  
FY 2004 Top IPR Commodities Seized**

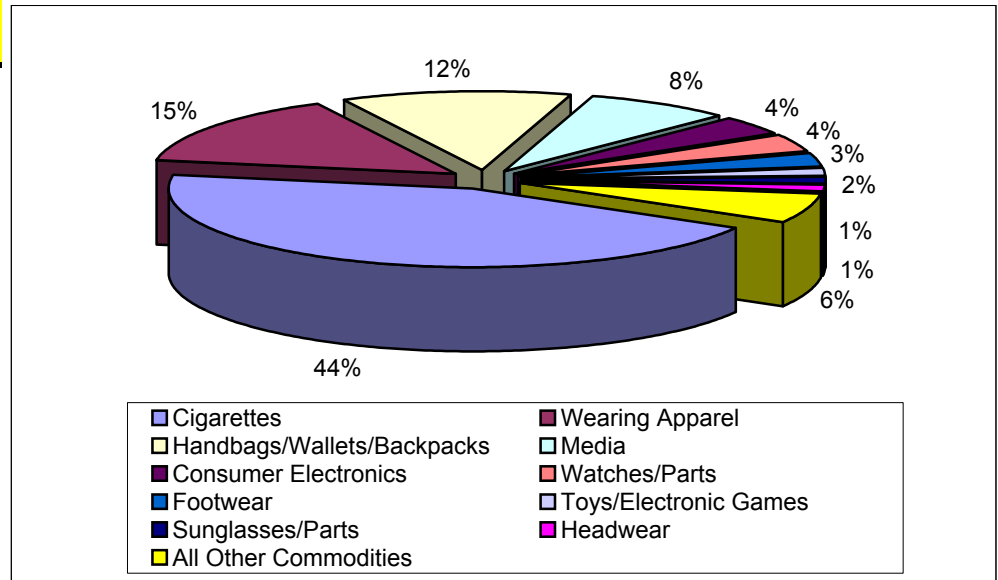


Commodity	Domestic Value	Percent of Total
Wearing Apparel	\$51,736,651	37%
Cigarettes	\$24,161,416	17%
Handbags/Wallets/Backpacks	\$23,189,817	17%
Consumer Electronics	\$8,880,113	6%
Media	\$5,050,269	4%
Toys/Electronic Games	\$3,971,321	3%
Watches/Parts	\$2,543,387	2%
Batteries	\$2,318,603	2%
Footwear	\$2,048,523	1%
Computers/Hardware	\$1,683,811	1%
All Others	\$13,183,974	10%
<b>Total FY 04 Domestic Value</b>	<b>\$ 138,767,885</b>	
<b>Number of Seizures</b>	<b>7,255</b>	

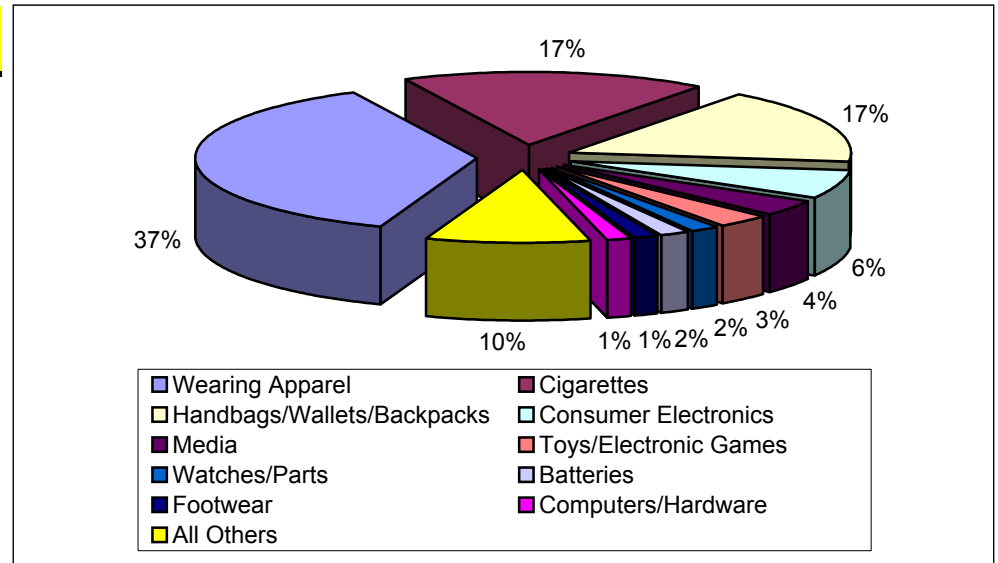
Note: **Media** includes motion pictures on tape, laser disc, and DVD; interactive and computer software on CD-ROM, CD-R, and floppy discs; and music on CD or tape. **Consumer Electronics** includes cell phones and accessories, radios, power strips, electrical tools and appliances.

**Department of Homeland Security**  
**U.S. Customs and Border Protection and U.S. Immigration and Customs Enforcement**  
**FY 2003 and FY 2004 Top IPR Commodities Seized**

FY 03 Commodity	Domestic Value	Percent of Total
Cigarettes	\$ 41,720,129	44%
Wearing Apparel	\$ 13,888,823	15%
Handbags/Wallets/Backpacks	\$ 11,458,259	12%
Media	\$ 7,357,876	8%
Consumer Electronics	\$ 3,779,736	4%
Watches/Parts	\$ 3,384,025	4%
Footwear	\$ 2,555,386	3%
Toys/Electronic Games	\$ 1,510,839	2%
Sunglasses/Parts	\$ 1,380,542	1%
Headwear	\$ 1,286,198	1%
All Other Commodities	\$ 5,697,414	6%
<b>Total FY 03 Domestic Value</b>	<b>\$ 94,019,227</b>	
<b>Number of Seizures</b>	<b>6,500</b>	

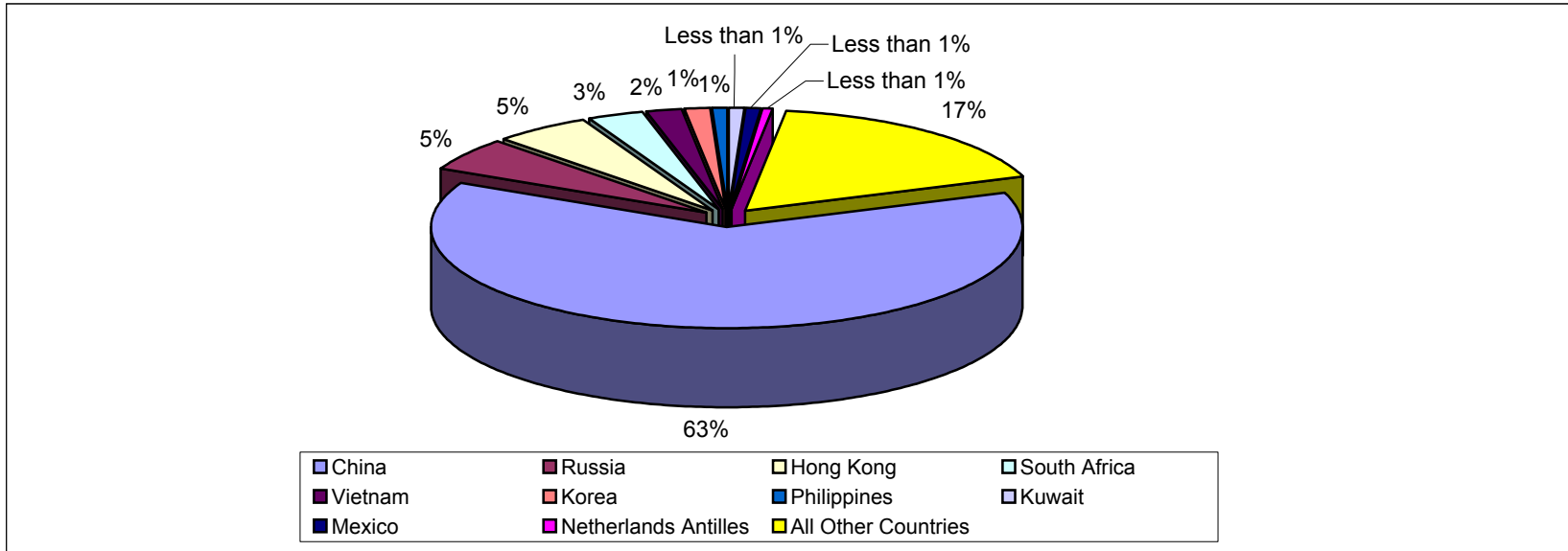


FY 04 Commodity	Domestic Value	Percent of Total
Wearing Apparel	\$51,736,651	37%
Cigarettes	\$24,161,416	17%
Handbags/Wallets/Backpacks	\$23,189,817	17%
Consumer Electronics	\$8,880,113	6%
Media	\$5,050,269	4%
Toys/Electronic Games	\$3,971,321	3%
Watches/Parts	\$2,543,387	2%
Batteries	\$2,318,603	2%
Footwear	\$2,048,523	1%
Computers/Hardware	\$1,683,811	1%
All Others	\$13,183,974	10%
<b>Total FY 04 Domestic Value</b>	<b>\$ 138,767,885</b>	
<b>Number of Seizures</b>	<b>7,255</b>	



Note: **Media** includes motion pictures on tape, laser disc, and DVD; interactive and computer software on CD-ROM, CD-R, and floppy discs; and music on CD or tape. **Consumer Electronics** includes cell phones and accessories, radios, power strips, electrical tools and appliances.

**Department of Homeland Security  
U.S. Customs and Border Protection and U.S. Immigration and Customs Enforcement  
FY 2004 Top Trading Partners for IPR Seizures**



Trading Partner	Domestic Value	Percent of Total
China	\$ 87,274,373	63%
Russia	\$ 7,304,746	5%
Hong Kong	\$ 7,019,670	5%
South Africa	\$ 4,444,218	3%
Vietnam	\$ 2,599,561	2%
Korea	\$ 1,960,980	1%
Philippines	\$ 1,352,021	1%
Kuwait	\$ 1,071,068	Less than 1%
Mexico	\$ 1,018,107	Less than 1%
Netherlands Antilles	\$ 1,013,539	Less than 1%
All Other Countries	\$ 23,709,602	17%
<b>Total FY 04 Domestic Value</b>	<b>\$ 138,767,885</b>	
<b>Number of Seizures</b>	<b>7,255</b>	

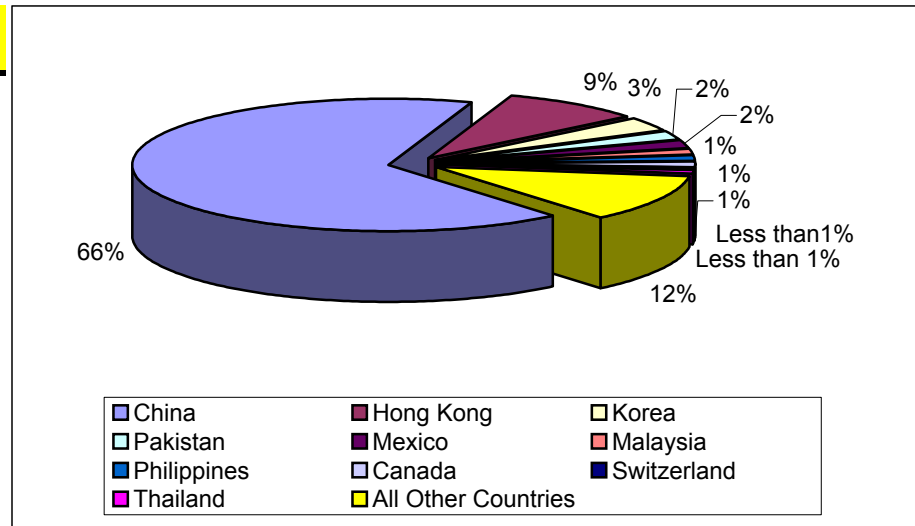
Figures for trading partners are based on country of origin and/or country of export as listed in the seizure report.

## Department of Homeland Security

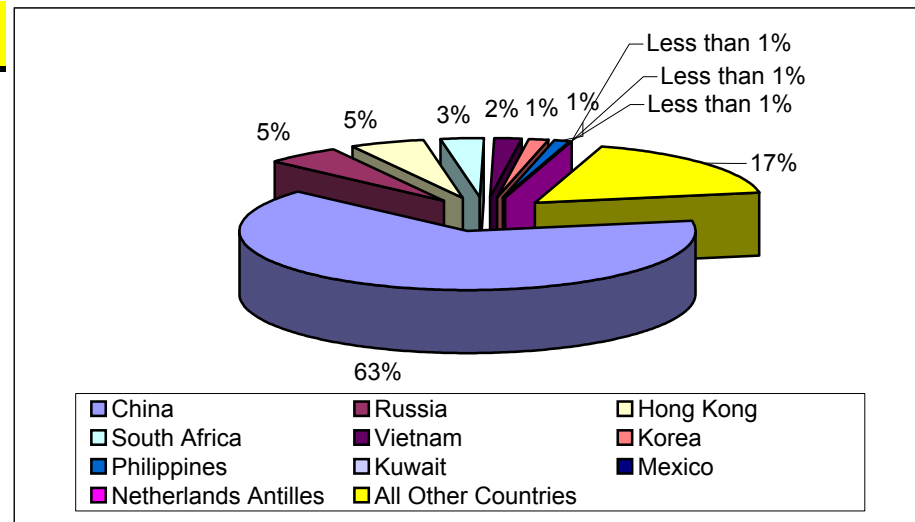
### U.S. Customs and Border Protection and U.S. Immigration and Customs Enforcement

#### FY 2003 and FY 2004 Top Trading Partners for IPR Seizures

FY 03 Trading Partner	Domestic Value	Percent of Total
China	\$ 62,468,018	66%
Hong Kong	\$ 8,236,507	9%
Korea	\$ 3,219,268	3%
Pakistan	\$ 2,010,465	2%
Mexico	\$ 1,966,929	2%
Malaysia	\$ 1,331,925	1%
Philippines	\$ 1,224,058	1%
Canada	\$ 1,189,160	1%
Switzerland	\$ 676,197	Less than 1%
Thailand	\$ 662,112	Less than 1%
All Other Countries	\$ 11,034,588	12%
<b>Total FY 03 Domestic Value</b>	<b>\$ 94,019,227</b>	
<b>Number of Seizures</b>	<b>6,500</b>	



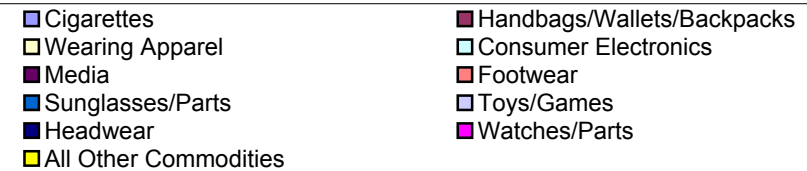
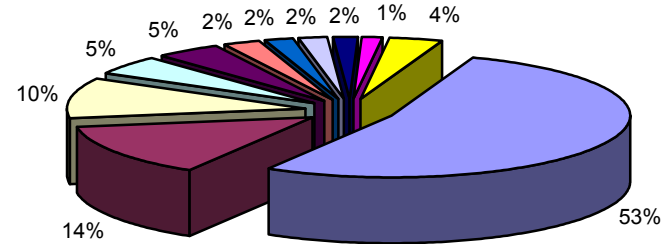
FY 04 Trading Partner	Domestic Value	Percent of Total
China	\$ 87,274,373	63%
Russia	\$ 7,304,746	5%
Hong Kong	\$ 7,019,670	5%
South Africa	\$ 4,444,218	3%
Vietnam	\$ 2,599,561	2%
Korea	\$ 1,960,980	1%
Philippines	\$ 1,352,021	1%
Kuwait	\$ 1,071,068	Less than 1%
Mexico	\$ 1,018,107	Less than 1%
Netherlands Antilles	\$ 1,013,539	Less than 1%
All Other Countries	\$ 23,709,602	17%
<b>Total FY 04 Domestic Value</b>	<b>\$ 138,767,885</b>	
<b>Number of Seizures</b>	<b>7,255</b>	




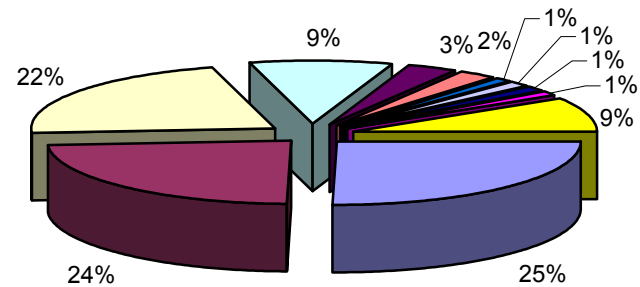
Figures for trading partners are based on country of origin and/or country of export as listed in the seizure report.

## China

FY 2003	Domestic Value	% of Total Value
Cigarettes	\$ 33,160,962	53%
Handbags/Wallets/Backpacks	\$ 8,696,099	14%
Wearing Apparel	\$ 6,545,044	10%
Consumer Electronics	\$ 3,078,206	5%
Media	\$ 2,839,316	5%
Footwear	\$ 1,518,293	2%
Sunglasses/Parts	\$ 1,261,576	2%
Toys/Games	\$ 1,190,549	2%
Headwear	\$ 1,068,865	2%
Watches/Parts	\$ 861,435	1%
All Other Commodities	\$ 2,247,673	4%
<b>Total FY 03 Domestic Value</b>	<b>\$ 62,468,018</b>	
<b>Number of Seizures</b>	<b>2,056</b>	



FY 2004	Domestic Value	% of Total Value
Cigarettes	\$22,054,223	25%
Wearing Apparel	\$20,596,743	24%
Handbags/Wallets/Backpacks	\$19,135,618	22%
Consumer Electronics	\$8,280,914	9%
Toys/Electronic Games	\$2,942,044	3%
Batteries	\$2,045,319	2%
Belts	\$1,169,004	1%
Watches/Parts	\$1,134,521	1%
Sunglasses/Parts	\$1,120,277	1%
Automotive/Motorized Vehicles	\$1,114,102	1%
All Other Commodities	\$7,681,608	9%
<b>Total FY 04 Domestic Value</b>	<b>\$ 87,274,373</b>	
<b>Number of Seizures</b>	<b>2,826</b>	



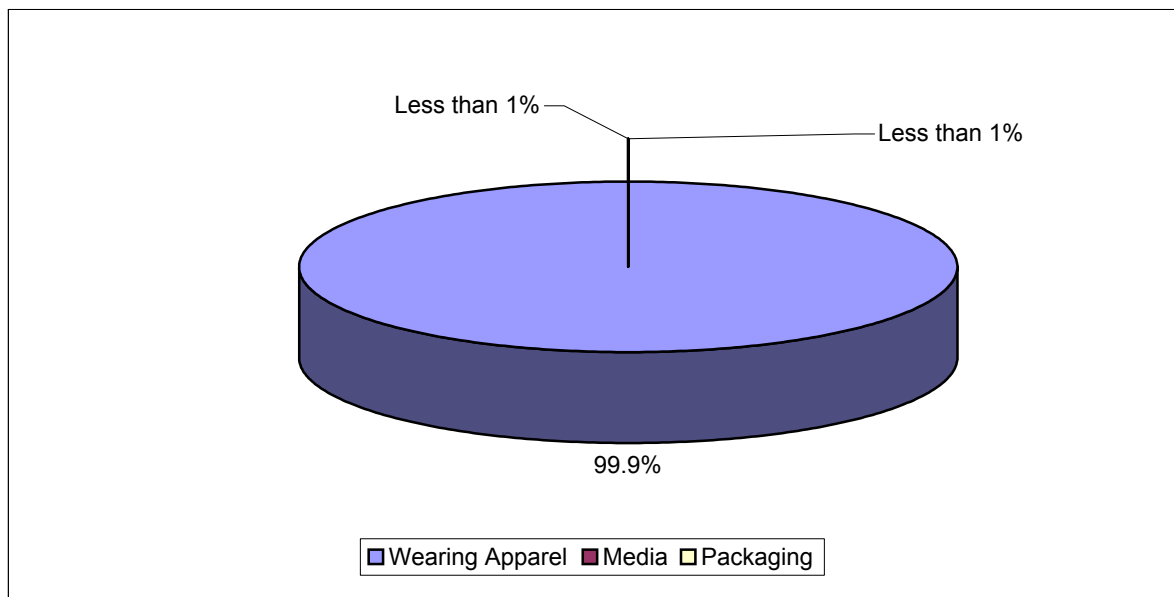
Note: **Media** includes motion pictures on tape, laser disc, and DVD; interactive and computer software on CD-ROM, CD-R, floppy discs; and music on CD or tape. **Consumer Electronics** includes cell phones and accessories, radios, power strips, electrical tools and appliances.

# Russia

FY 2004*	Domestic Value	% of Total Value
Wearing Apparel	\$ 7,299,577	99.9%
Media	\$ 5,168	Less than 1%
Packaging	\$ 1	Less than 1%
<b>Total FY 04 Domestic Value</b>	<b>\$ 7,304,746</b>	
<b>Number of Seizures</b>	<b>2,056</b>	

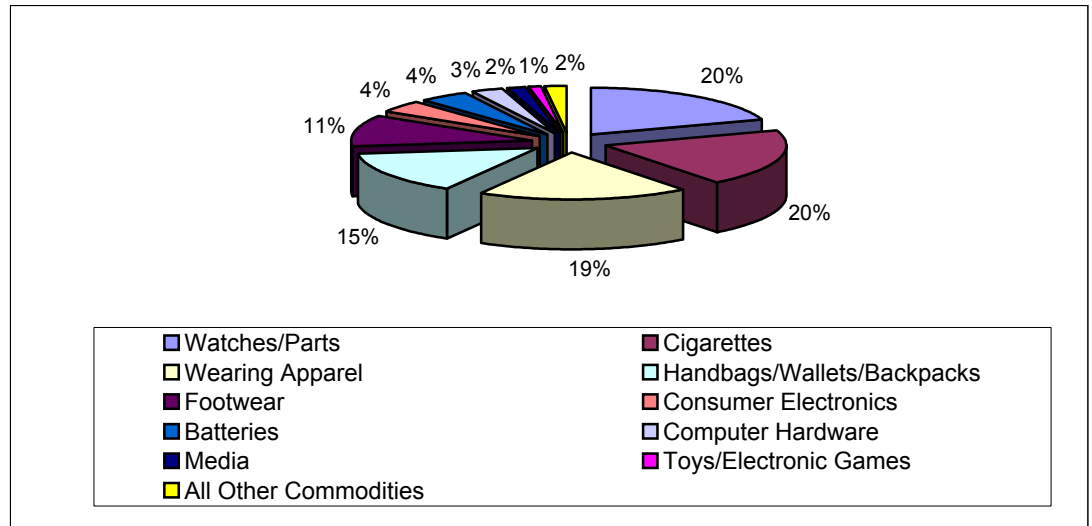
\*Russia was not among the top five trading partners for IPR seizures in FY 03

Note: **Media** includes motion pictures on tape, laser disc, and DVD; interactive and computer software on CD-ROM, CD-R, floppy discs; and music on CD or tape.

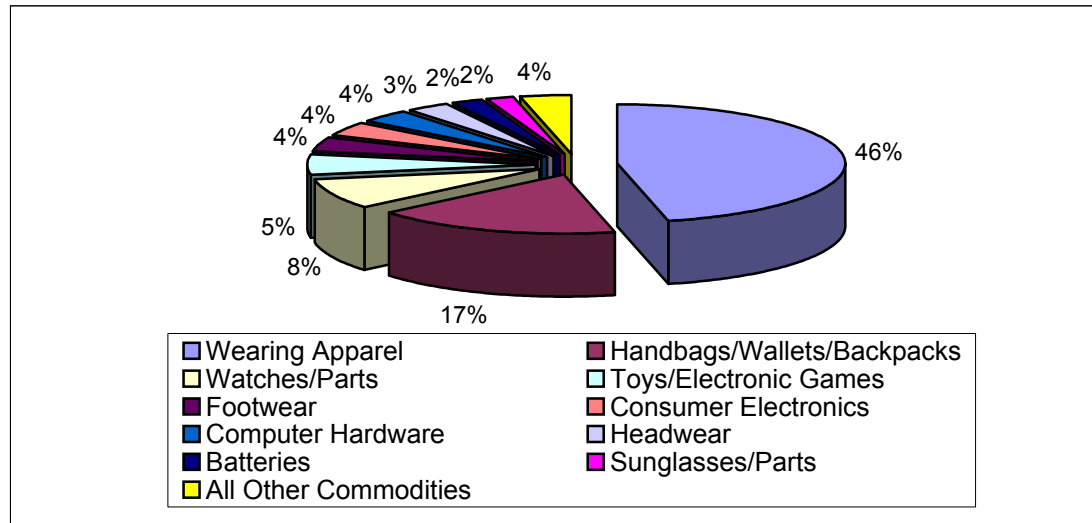


# Hong Kong

FY 2003	Domestic Value	% of Total Value
Watches/Parts	\$ 1,624,832	20%
Cigarettes	\$ 1,617,360	20%
Wearing Apparel	\$ 1,568,945	19%
Handbags/Wallets/Backpacks	\$ 1,210,270	15%
Footwear	\$ 893,942	11%
Consumer Electronics	\$ 348,771	4%
Batteries	\$ 348,108	4%
Computer Hardware	\$ 235,377	3%
Media	\$ 130,833	2%
Toys/Electronic Games	\$ 102,179	1%
All Other Commodities	\$ 155,890	2%
<b>Total FY 03 Domestic Value</b>	<b>\$ 8,236,507</b>	
<b>Number of Seizures</b>	<b>1291</b>	



FY 2004	Domestic Value	% of Total Value
Wearing Apparel	\$3,257,405	46%
Handbags/Wallets/Backpacks	\$1,228,179	17%
Watches/Parts	\$590,121	8%
Toys/Electronic Games	\$376,000	5%
Footwear	\$281,790	4%
Consumer Electronics	\$268,612	4%
Computer Hardware	\$263,387	4%
Headwear	\$212,868	3%
Batteries	\$153,683	2%
Sunglasses/Parts	\$132,907	2%
All Other Commodities	\$254,718	4%
<b>Total FY 04 Domestic Value</b>	<b>\$ 7,019,670</b>	
<b>Number of Seizures</b>	<b>967</b>	



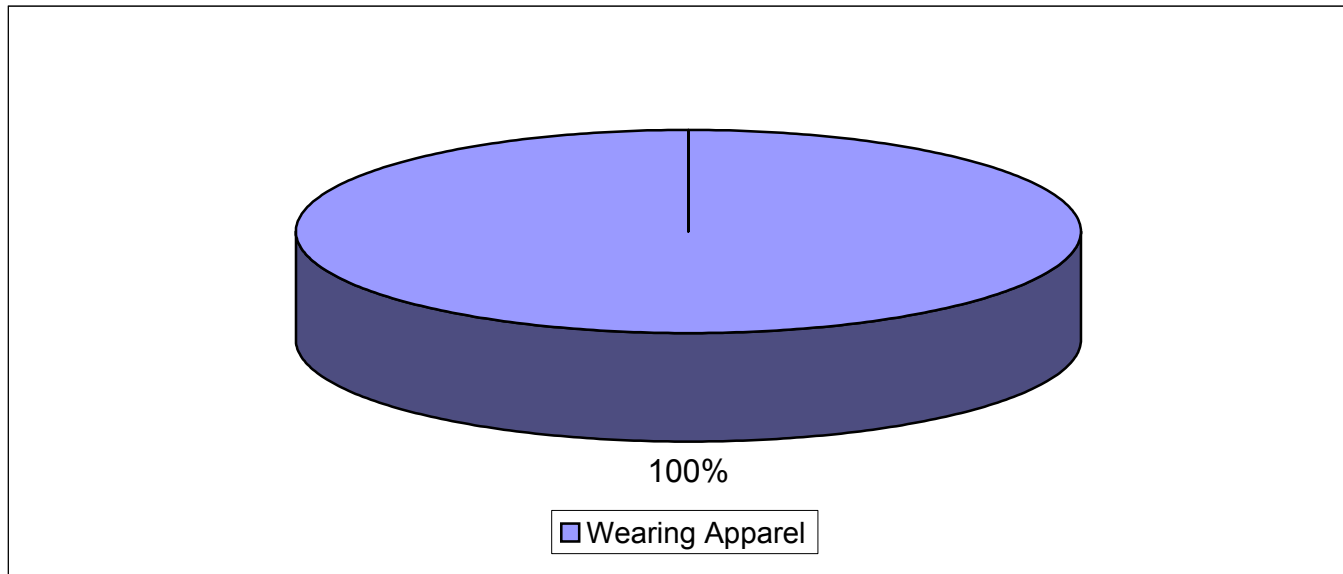
Note: **Media** include motion pictures on tape, laser disc, and DVD; interactive and computer software on CD-ROM, CD-R, floppy discs; and music on CD or tape. **Consumer Electronics** includes cell phones and accessories, radios, power strips, electrical tools and appliances. **Identifying Elements** include labels, rivets, tags, etc.

## South Africa

FY 2004*	Domestic Value	% of Total Value
Wearing Apparel	\$ 4,444,218	100%

**Total FY 04 Domestic Value** \$ 4,444,218  
**Number of Seizures** 35

\*South Africa was not among the top five trading partners for IPR seizures in FY 03





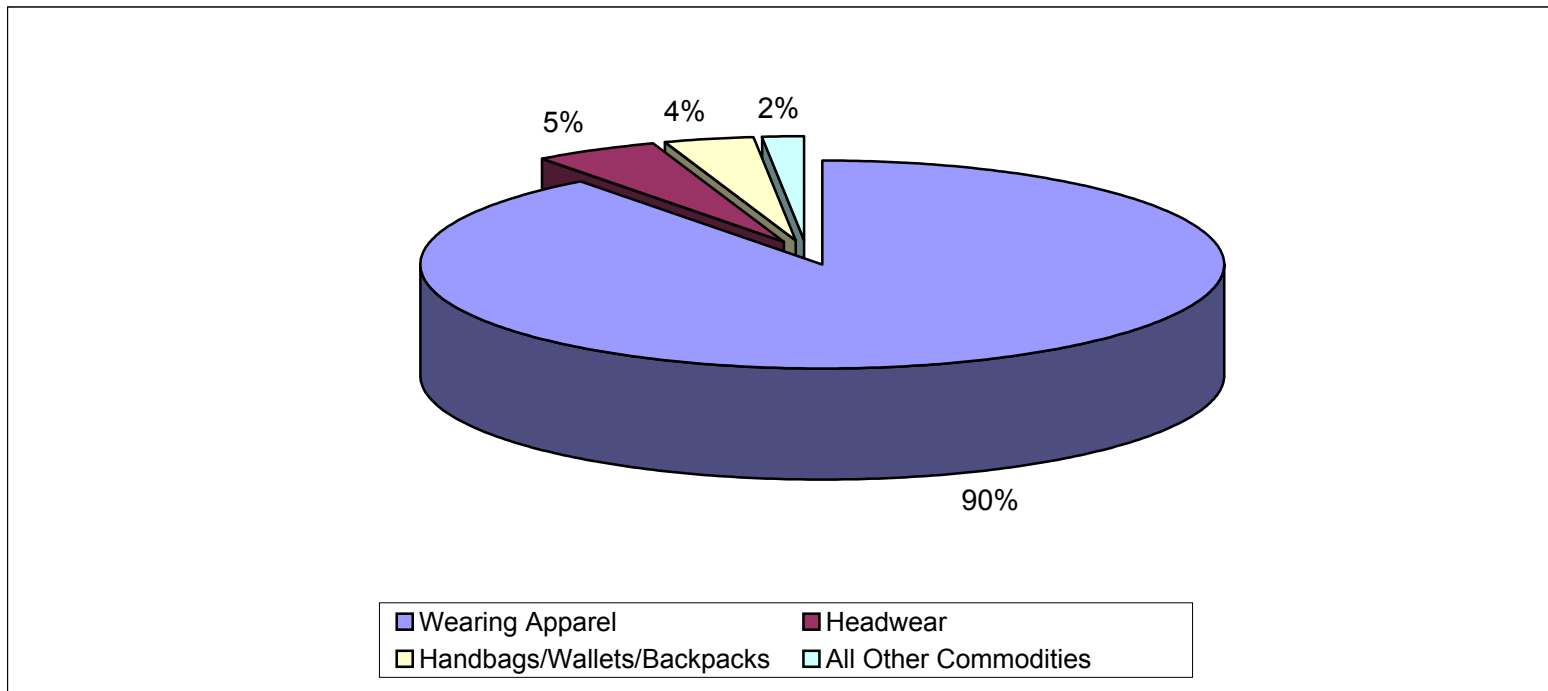
# Vietnam

FY 2004*	Domestic Value	% of Total Value
Wearing Apparel	\$2,329,881.00	90%
Headwear	\$129,090.00	5%
Handbags/Wallets/Backpacks	\$94,336.00	4%
All Other Commodities	\$46,254.00	2%

**Total FY 04 Domestic Value \$ 2,599,561**

**Number of Seizures 98**

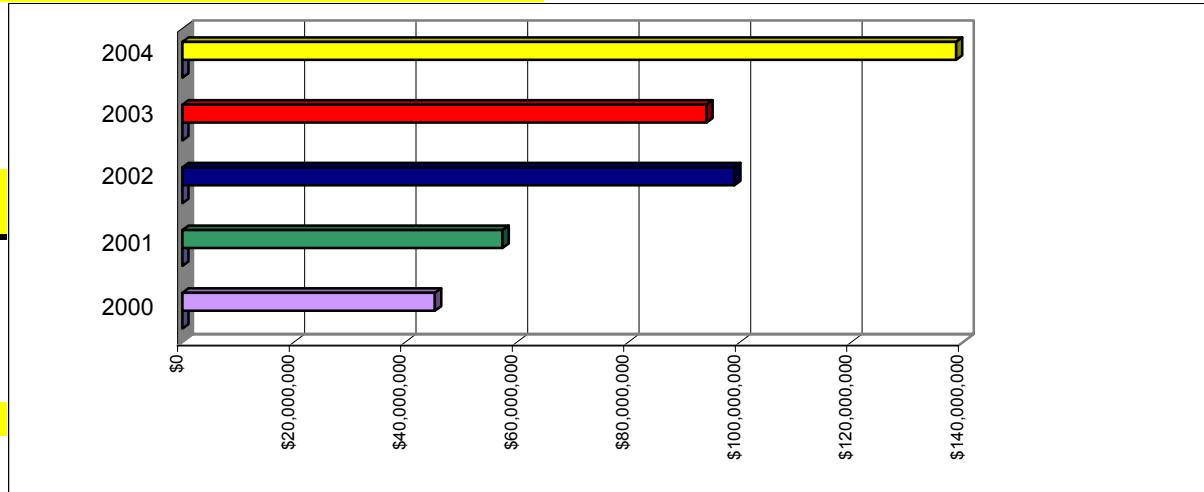
\*Vietnam was not among the top five trading partners for IPR seizures in FY 03



## **Domestic Value of IPR Seizures (FY 2000 - FY 2004)**

The Domestic Value of IPR seizures in FY 2004 increased almost 48% from FY 2003, to reach the highest level in the history of Customs/Department of Homeland Security.

<b>Fiscal Year</b>	<b>Total Domestic Value (IPR)</b>
2004	\$ 138,767,885
2003	\$ 94,019,227
2002	\$ 98,990,341
2001	\$ 57,438,680
2000	\$ 45,327,526



## **Total IPR Seizures (FY 2000 - FY 2004)**

The seizure total reflects a 11.6% increase in the number of seizures from fiscal year 2003 to 2004, and is more than double the number seized in FY 2001 and FY 2000.

<b>Fiscal Year</b>	<b>Number of IPR Seizures</b>
2004	7,255
2003	6,500
2002	5,793
2001	3,586
2000	3,244

