

## APHIS READINESS UPDATE Automated Commercial Environment



**Oriana Beemer, DVM**  
US Department of Agriculture  
Animal and Plant Health Inspection Service

- Trade Responsibilities
- Information Submissions
- Impact
- APHIS Live Animal  
Piloting
- Lessons Learned
- Questions



- Trade Responsibilities
- Information Submissions
- Impact
- APHIS Live Animal  
Piloting
- Lessons Learned
- Questions



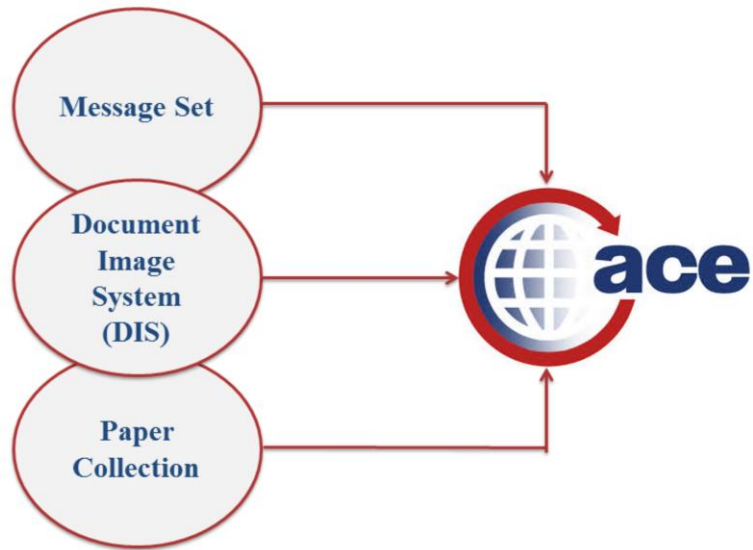
- ✓ Live animals: livestock (cattle, sheep, goats, horses), avians (birds, poultry), semen, embryos, hatching eggs, ruminant or equid zoo animals, elephants, rhinoceros, hippopotamus, tapir, hedgehog, dogs from certain countries or for specific purposes
- ✓ Live animals regulated by Organisms and Vectors: live laboratory animals/mammals
- ✓ Live animals may also be regulated by other federal, state, and local agencies (i.e. CDC, US Fish and Wildlife) and may have additional restrictions.

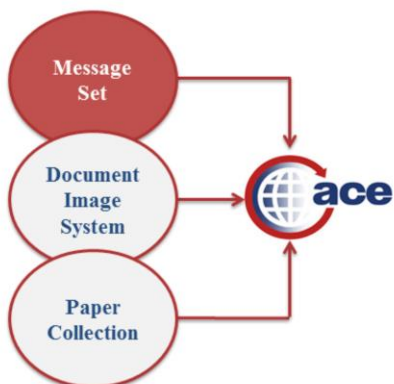
## Trade Responsibilities

- ✓ Obtain necessary required document(s) (i.e. import permit, health certifications, test results, etc.)
- ✓ Properly declare all imports (especially semen, embryos, and hatching eggs)
- ✓ Provide required information to broker/filer in a timely manner
- ✓ Ensure required paper documents are properly filled out and endorsed (as required), and arrive with shipment

- Trade Responsibilities
- Information Submissions
- Impact
- APHIS Live Animal Piloting
- Lessons Learned
- Questions





**General information:**

- Previously admissibility decision making was based on submission of various paper forms
- In the world of electronic entry APHIS will require information from the paper to be provided in an electronic format known as the PGA Message Set
- Permit number from VS 16-6a or VS 17-135





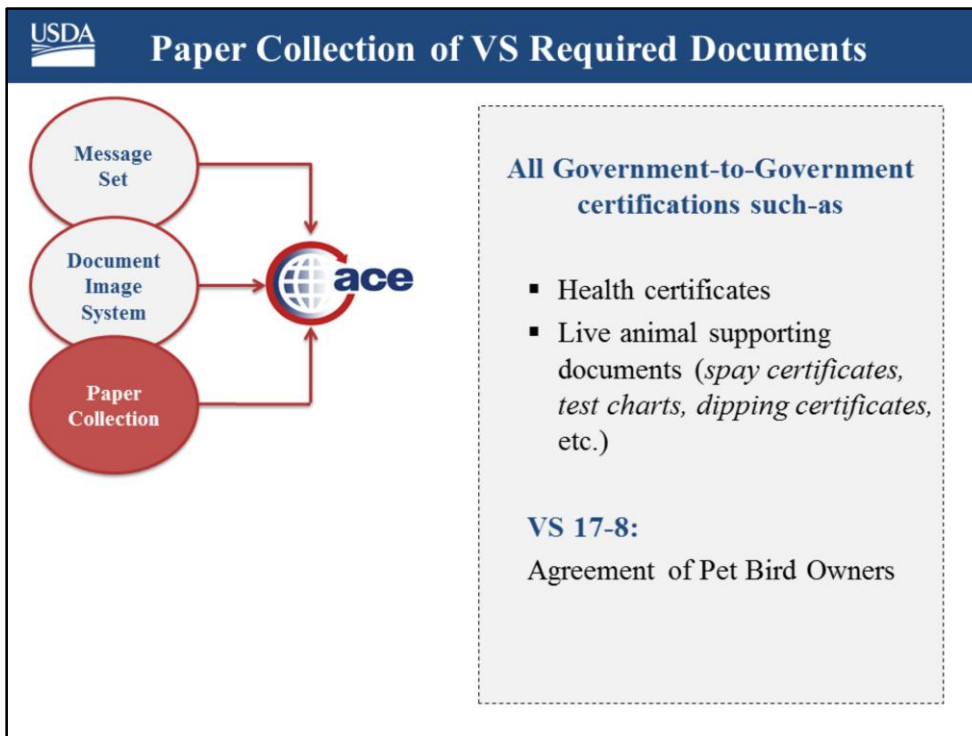
Documents such as:

**VS 17-29:**

Declaration of Importation

**VS 17-32:**

Application for Inspection and  
Dipping



Please note that certain animals, such as pet birds or dogs accompanying the passenger in the cabin of an airplane, will not be included in the ACE entry system.

## Data Set Examples – Live Horses from the EU

UNITED STATES DEPARTMENT OF AGRICULTURE APHIS, ANIMAL PLANT AND QUARANTINE SERVICE 1600 REMOND DRIVE, WASHINGTON, DC 20250-5040		DATE: 05/06/2014	PERMIT NO.: 20080-2014
IMPORTED LIVE PERMIT TO EXPORT		PG 13	
1. IMPORTER (Name and address in importer country) ABC Horse Company 1234 Main Street Washington, DC 20001 Tel: 202-555-1234 Fax: 202-555-5678		2. IMPORTER'S SIGNATURE _____ Date: 05/06/2014	
3. IMPORTER'S COUNTRY OF ORIGIN EUROPEAN UNION		4. IMPORTER'S COUNTRY OF ORIGIN EUROPEAN UNION	
5. IMPORTER'S COUNTRY OF ORIGIN EUROPEAN UNION		6. IMPORTER'S COUNTRY OF ORIGIN EUROPEAN UNION	
7. IMPORTER'S COUNTRY OF ORIGIN EUROPEAN UNION		8. IMPORTER'S COUNTRY OF ORIGIN EUROPEAN UNION	
9. IMPORTER'S COUNTRY OF ORIGIN EUROPEAN UNION		10. IMPORTER'S COUNTRY OF ORIGIN EUROPEAN UNION	
11. IMPORTER'S COUNTRY OF ORIGIN EUROPEAN UNION		12. IMPORTER'S COUNTRY OF ORIGIN EUROPEAN UNION	
13. IMPORTER'S COUNTRY OF ORIGIN EUROPEAN UNION		14. IMPORTER'S COUNTRY OF ORIGIN EUROPEAN UNION	
15. IMPORTER'S COUNTRY OF ORIGIN EUROPEAN UNION		16. IMPORTER'S COUNTRY OF ORIGIN EUROPEAN UNION	
17. IMPORTER'S COUNTRY OF ORIGIN EUROPEAN UNION		18. IMPORTER'S COUNTRY OF ORIGIN EUROPEAN UNION	
19. IMPORTER'S COUNTRY OF ORIGIN EUROPEAN UNION		20. IMPORTER'S COUNTRY OF ORIGIN EUROPEAN UNION	
21. IMPORTER'S COUNTRY OF ORIGIN EUROPEAN UNION		22. IMPORTER'S COUNTRY OF ORIGIN EUROPEAN UNION	
23. IMPORTER'S COUNTRY OF ORIGIN EUROPEAN UNION		24. IMPORTER'S COUNTRY OF ORIGIN EUROPEAN UNION	
25. IMPORTER'S COUNTRY OF ORIGIN EUROPEAN UNION		26. IMPORTER'S COUNTRY OF ORIGIN EUROPEAN UNION	
27. IMPORTER'S COUNTRY OF ORIGIN EUROPEAN UNION		28. IMPORTER'S COUNTRY OF ORIGIN EUROPEAN UNION	
29. IMPORTER'S COUNTRY OF ORIGIN EUROPEAN UNION		30. IMPORTER'S COUNTRY OF ORIGIN EUROPEAN UNION	
31. IMPORTER'S COUNTRY OF ORIGIN EUROPEAN UNION		32. IMPORTER'S COUNTRY OF ORIGIN EUROPEAN UNION	
33. IMPORTER'S COUNTRY OF ORIGIN EUROPEAN UNION		34. IMPORTER'S COUNTRY OF ORIGIN EUROPEAN UNION	
35. IMPORTER'S COUNTRY OF ORIGIN EUROPEAN UNION		36. IMPORTER'S COUNTRY OF ORIGIN EUROPEAN UNION	
37. IMPORTER'S COUNTRY OF ORIGIN EUROPEAN UNION		38. IMPORTER'S COUNTRY OF ORIGIN EUROPEAN UNION	
39. IMPORTER'S COUNTRY OF ORIGIN EUROPEAN UNION		40. IMPORTER'S COUNTRY OF ORIGIN EUROPEAN UNION	
41. IMPORTER'S COUNTRY OF ORIGIN EUROPEAN UNION		42. IMPORTER'S COUNTRY OF ORIGIN EUROPEAN UNION	
43. IMPORTER'S COUNTRY OF ORIGIN EUROPEAN UNION		44. IMPORTER'S COUNTRY OF ORIGIN EUROPEAN UNION	
45. IMPORTER'S COUNTRY OF ORIGIN EUROPEAN UNION		46. IMPORTER'S COUNTRY OF ORIGIN EUROPEAN UNION	
47. IMPORTER'S COUNTRY OF ORIGIN EUROPEAN UNION		48. IMPORTER'S COUNTRY OF ORIGIN EUROPEAN UNION	
49. IMPORTER'S COUNTRY OF ORIGIN EUROPEAN UNION		50. IMPORTER'S COUNTRY OF ORIGIN EUROPEAN UNION	
51. IMPORTER'S COUNTRY OF ORIGIN EUROPEAN UNION		52. IMPORTER'S COUNTRY OF ORIGIN EUROPEAN UNION	
53. IMPORTER'S COUNTRY OF ORIGIN EUROPEAN UNION		54. IMPORTER'S COUNTRY OF ORIGIN EUROPEAN UNION	
55. IMPORTER'S COUNTRY OF ORIGIN EUROPEAN UNION		56. IMPORTER'S COUNTRY OF ORIGIN EUROPEAN UNION	
57. IMPORTER'S COUNTRY OF ORIGIN EUROPEAN UNION		58. IMPORTER'S COUNTRY OF ORIGIN EUROPEAN UNION	
59. IMPORTER'S COUNTRY OF ORIGIN EUROPEAN UNION		60. IMPORTER'S COUNTRY OF ORIGIN EUROPEAN UNION	
61. IMPORTER'S COUNTRY OF ORIGIN EUROPEAN UNION		62. IMPORTER'S COUNTRY OF ORIGIN EUROPEAN UNION	
63. IMPORTER'S COUNTRY OF ORIGIN EUROPEAN UNION		64. IMPORTER'S COUNTRY OF ORIGIN EUROPEAN UNION	
65. IMPORTER'S COUNTRY OF ORIGIN EUROPEAN UNION		66. IMPORTER'S COUNTRY OF ORIGIN EUROPEAN UNION	
67. IMPORTER'S COUNTRY OF ORIGIN EUROPEAN UNION		68. IMPORTER'S COUNTRY OF ORIGIN EUROPEAN UNION	
69. IMPORTER'S COUNTRY OF ORIGIN EUROPEAN UNION		70. IMPORTER'S COUNTRY OF ORIGIN EUROPEAN UNION	
71. IMPORTER'S COUNTRY OF ORIGIN EUROPEAN UNION		72. IMPORTER'S COUNTRY OF ORIGIN EUROPEAN UNION	
73. IMPORTER'S COUNTRY OF ORIGIN EUROPEAN UNION		74. IMPORTER'S COUNTRY OF ORIGIN EUROPEAN UNION	
75. IMPORTER'S COUNTRY OF ORIGIN EUROPEAN UNION		76. IMPORTER'S COUNTRY OF ORIGIN EUROPEAN UNION	
77. IMPORTER'S COUNTRY OF ORIGIN EUROPEAN UNION		78. IMPORTER'S COUNTRY OF ORIGIN EUROPEAN UNION	
79. IMPORTER'S COUNTRY OF ORIGIN EUROPEAN UNION		80. IMPORTER'S COUNTRY OF ORIGIN EUROPEAN UNION	
81. IMPORTER'S COUNTRY OF ORIGIN EUROPEAN UNION		82. IMPORTER'S COUNTRY OF ORIGIN EUROPEAN UNION	
83. IMPORTER'S COUNTRY OF ORIGIN EUROPEAN UNION		84. IMPORTER'S COUNTRY OF ORIGIN EUROPEAN UNION	
85. IMPORTER'S COUNTRY OF ORIGIN EUROPEAN UNION		86. IMPORTER'S COUNTRY OF ORIGIN EUROPEAN UNION	
87. IMPORTER'S COUNTRY OF ORIGIN EUROPEAN UNION		88. IMPORTER'S COUNTRY OF ORIGIN EUROPEAN UNION	
89. IMPORTER'S COUNTRY OF ORIGIN EUROPEAN UNION		90. IMPORTER'S COUNTRY OF ORIGIN EUROPEAN UNION	
91. IMPORTER'S COUNTRY OF ORIGIN EUROPEAN UNION		92. IMPORTER'S COUNTRY OF ORIGIN EUROPEAN UNION	
93. IMPORTER'S COUNTRY OF ORIGIN EUROPEAN UNION		94. IMPORTER'S COUNTRY OF ORIGIN EUROPEAN UNION	
95. IMPORTER'S COUNTRY OF ORIGIN EUROPEAN UNION		96. IMPORTER'S COUNTRY OF ORIGIN EUROPEAN UNION	
97. IMPORTER'S COUNTRY OF ORIGIN EUROPEAN UNION		98. IMPORTER'S COUNTRY OF ORIGIN EUROPEAN UNION	
99. IMPORTER'S COUNTRY OF ORIGIN EUROPEAN UNION		100. IMPORTER'S COUNTRY OF ORIGIN EUROPEAN UNION	

### Important Elements from an APHIS Permit

- In the new world of electronic entry APHIS will be requiring some information that you have been previously providing on paper for imported shipments.
- This information will be used to facilitate the entry process.

## Data Set Examples – Live Horses from the EU

[illegible]

## Important Elements from an APHIS Permit

- Items for entry into the Message Set are boxed in red
- The health certificate, as well as other government-to-government certifications will continue to accompany the shipments as a paper document.

The same is true for hatching eggs, embryos, semen, and other live animal imports

## Document Examples – Live Cattle from Mexico

[illegible]

U.S. DEPARTMENT OF JUSTICE JUSTICE AND PUBLIC SAFETY DEPARTMENT OF JUSTICE		FBI FEDERAL BUREAU OF INVESTIGATION DEPARTMENT OF JUSTICE	
<b>IDENTIFICATION INFORMATION</b> NAME: <u>JOHN EDWARD BROWNE</u> (Full Name) (Last, First, Middle Initial) DOB: <u>01/01/1942</u> (MM/DD/YYYY)		<b>PG 13</b> 1. AGENCY OR ORIGIN (Agency Name) 2. AGENCY OR ORIGIN (City, State, Zip) 3. AGENCY OR ORIGIN (Phone Number) 4. AGENCY OR ORIGIN (Fax Number)	<b>PG 30</b> 1. DATE OF ACTUAL (Month/Day/Year) 2. DATE OF ACTUAL (City, State, Zip) 3. DATE OF ACTUAL (Phone Number) 4. DATE OF ACTUAL (Fax Number)
<b>IDENTIFICATION INFORMATION</b> NAME: <u>JOHN EDWARD BROWNE</u> (Full Name) (Last, First, Middle Initial) DOB: <u>01/01/1942</u> (MM/DD/YYYY)		<b>PG 14</b> 1. AGENCY OR ORIGIN (City, State, Zip) 2. AGENCY OR ORIGIN (Phone Number) 3. AGENCY OR ORIGIN (Fax Number)	
<b>IDENTIFICATION INFORMATION</b> NAME: <u>JOHN EDWARD BROWNE</u> (Full Name) (Last, First, Middle Initial) DOB: <u>01/01/1942</u> (MM/DD/YYYY)		<b>PG 15</b> 1. AGENCY OR ORIGIN (City, State, Zip) 2. AGENCY OR ORIGIN (Phone Number) 3. AGENCY OR ORIGIN (Fax Number)	
<b>IDENTIFICATION INFORMATION</b> NAME: <u>JOHN EDWARD BROWNE</u> (Full Name) (Last, First, Middle Initial) DOB: <u>01/01/1942</u> (MM/DD/YYYY)		<b>PG 16</b> 1. AGENCY OR ORIGIN (City, State, Zip) 2. AGENCY OR ORIGIN (Phone Number) 3. AGENCY OR ORIGIN (Fax Number)	
<b>IDENTIFICATION INFORMATION</b> NAME: <u>JOHN EDWARD BROWNE</u> (Full Name) (Last, First, Middle Initial) DOB: <u>01/01/1942</u> (MM/DD/YYYY)		<b>PG 17</b> 1. AGENCY OR ORIGIN (City, State, Zip) 2. AGENCY OR ORIGIN (Phone Number) 3. AGENCY OR ORIGIN (Fax Number)	
<b>IDENTIFICATION INFORMATION</b> NAME: <u>JOHN EDWARD BROWNE</u> (Full Name) (Last, First, Middle Initial) DOB: <u>01/01/1942</u> (MM/DD/YYYY)		<b>PG 18</b> 1. AGENCY OR ORIGIN (City, State, Zip) 2. AGENCY OR ORIGIN (Phone Number) 3. AGENCY OR ORIGIN (Fax Number)	
<b>IDENTIFICATION INFORMATION</b> NAME: <u>JOHN EDWARD BROWNE</u> (Full Name) (Last, First, Middle Initial) DOB: <u>01/01/1942</u> (MM/DD/YYYY)		<b>PG 19</b> 1. AGENCY OR ORIGIN (City, State, Zip) 2. AGENCY OR ORIGIN (Phone Number) 3. AGENCY OR ORIGIN (Fax Number)	
<b>IDENTIFICATION INFORMATION</b> NAME: <u>JOHN EDWARD BROWNE</u> (Full Name) (Last, First, Middle Initial) DOB: <u>01/01/1942</u> (MM/DD/YYYY)		<b>PG 20</b> 1. AGENCY OR ORIGIN (City, State, Zip) 2. AGENCY OR ORIGIN (Phone Number) 3. AGENCY OR ORIGIN (Fax Number)	
<b>IDENTIFICATION INFORMATION</b> NAME: <u>JOHN EDWARD BROWNE</u> (Full Name) (Last, First, Middle Initial) DOB: <u>01/01/1942</u> (MM/DD/YYYY)		<b>PG 21</b> 1. AGENCY OR ORIGIN (City, State, Zip) 2. AGENCY OR ORIGIN (Phone Number) 3. AGENCY OR ORIGIN (Fax Number)	
<b>IDENTIFICATION INFORMATION</b> NAME: <u>JOHN EDWARD BROWNE</u> (Full Name) (Last, First, Middle Initial) DOB: <u>01/01/1942</u> (MM/DD/YYYY)		<b>PG 22</b> 1. AGENCY OR ORIGIN (City, State, Zip) 2. AGENCY OR ORIGIN (Phone Number) 3. AGENCY OR ORIGIN (Fax Number)	
<b>IDENTIFICATION INFORMATION</b> NAME: <u>JOHN EDWARD BROWNE</u> (Full Name) (Last, First, Middle Initial) DOB: <u>01/01/1942</u> (MM/DD/YYYY)		<b>PG 23</b> 1. AGENCY OR ORIGIN (City, State, Zip) 2. AGENCY OR ORIGIN (Phone Number) 3. AGENCY OR ORIGIN (Fax Number)	
<b>IDENTIFICATION INFORMATION</b> NAME: <u>JOHN EDWARD BROWNE</u> (Full Name) (Last, First, Middle Initial) DOB: <u>01/01/1942</u> (MM/DD/YYYY)		<b>PG 24</b> 1. AGENCY OR ORIGIN (City, State, Zip) 2. AGENCY OR ORIGIN (Phone Number) 3. AGENCY OR ORIGIN (Fax Number)	

Please note that the CBP Entry number will also need to be submitted to the VS personnel.



- Trade Responsibilities
- Information Submissions
- Impact
- APHIS Live Animal  
Piloting
- Lessons Learned
- Questions



## What changes will industry see?

Impact	Procedure	Programming	Support
For trade/industry, much of the information previously submitted on paper is required electronically and could change business processes	Customs brokers (including Express Couriers) must operate in the new "Single Window" environment using ACE	Software vendors must adhere to CBP and APHIS guidelines	CBP & APHIS are working with trade to ensure understanding of ACE system requirements





- ✓ Many of the operational processes will remain the same
- ✓ Filers will need to provide the CBP Entry Number to APHIS VS when making their import requests or at entry
- ✓ Inspection of animals, semen, embryos and hatching eggs by Veterinary Services Port Veterinarians will remain unchanged
- ✓ Permits for imports and reservations for inspection times/dates will also continue as in the current process

CBP entry number – ideally, this number should be submitted at the time of the import request, if available

- Trade Responsibilities
- Information Submissions
- Impact
- APHIS Live Animal Piloting
- Lessons Learned
- Questions



## Benefits of Piloting

- ✓ Opportunity to troubleshoot your own processes
- ✓ Provide PGAs your input and suggestions for improvements
- ✓ Ensure import/filer is trained via initial experience
- ✓ Complete testing in advance of full implementation
- ✓ Work directly with PGA and CBP officials





## APHIS Core - Future Piloting Projects

### PPQ

Vegetables, Fruit, Plants, Cut Flowers, etc.

### VS Live Animals

Livestock, Avians, Embryos, Equids, Semen, Hatching Eggs, etc.

### VS Animal Products

Animal Products, Animal By-Products, Organisms & Vectors,  
Veterinary Biologics, etc.



## Requirements for APHIS Core Pilot

- ✓ Software containing the APHIS Message Set must be built and certified by CBP.
- ✓ You will need to contact your CBP client representative to ensure that you are fully vetted for submission of entry and entry summaries in ACE.
- ✓ If those two steps have been successfully completed, you will then need to have your CBP client representative register you in the ACE CERT environment.



- ✓ You will then need to submit data through CERT to ensure that all coding and transmission issues have been identified and mitigated.
- ✓ Contact APHIS before submitting to CERT so that appropriate personnel are available to assist
- ✓ For the APHIS CORE programs, we need to know the commodities you most often import and the port locations



- Trade Responsibilities
- Information Submissions
- Impact
- APHIS Live Animal Piloting
- Lessons Learned
- Questions



- ✓ Ensure all participants are using current message set
- ✓ Engage CBP client representative(s) and the PGA
- ✓ Add complexities to test system capacity (e.g. multi-commodity/agency filings)
- ✓ Anticipate filer rush late June 2016 when ACE filings are required for entry.
- ✓ Some areas delaying shipment release
  - Input error
  - Server issues (vendor, PGA, or CBP)



Lessons learned from the Lacey Act pilot projects include:



- ✓ Pilot early and pilot often! Test your system fully!
- ✓ Encourage large data inputs to fully test systems
- ✓ Continue outreach and education!
  - Look for upcoming APHIS webinars and related events
  - APHIS can tailor event to industry/filer needs!



- Trade Responsibilities
- Information Submissions
- Impact
- APHIS Live Animal  
Piloting
- Lessons Learned
- Questions



**QUESTION?**  
**COMMENT?**  
**CONCERN?**



**We Want to Hear it!**  
**[ace.itds@aphis.usda.gov](mailto:ace.itds@aphis.usda.gov)**

