

Thank you for joining today's webinar – the event will begin shortly;  
in the meantime, please read through the following reminders:

To view shared content during the webinar, you may need to download an Adobe Connect add-in ([Adobe Connect Help Page](#)).

Please follow these steps to ensure your browser can display all content.

- Turn off all pop-up blockers.
- When prompted, download and install the add-in.
- Once the add-in has been installed, close all of your browser windows and restart the browser.
- Use the link provided above to join the webinar.

A few additional reminders:

- Audio will be made available through your computer speakers, so please make sure your speakers are unmuted and working properly
- Closed captioning will also be available during today's webinar – text will appear in the lower left hand corner of your screen.
- Today's webinar, transcript and PowerPoint presentation will be posted to [cbp.gov/aceoutreach](http://cbp.gov/aceoutreach) after today's event.



*CBP's Office of Field Operations, Centers of Excellence and Expertise and ACE Business Office Present:*



## **Centers of Excellence and Expertise (CEEs) ACE Webinar October 15, 2014**

Today's Presenters:



**Steve Hilsen**  
Communications Team



**Barbara Dorsey**  
Communications Team



**Carlos Rodriguez**  
Communications Team



**U.S. Customs and  
Border Protection**



# Agenda

- Introduction
- ACE Plan Forward Update
- Overview of the Document Image System
- ACE Reports Demonstration
- References and Resources
- Questions and Answers Session



# AUTOMATED COMMERCIAL ENVIRONMENT/INTERNATIONAL TRADE DATA SYSTEM

## U.S. SINGLE WINDOW FOR TRADE



### INTERNATIONAL TRADE

- In FY2013, U.S. trade accounted for \$2.4 trillion in imported goods and \$1.6 trillion in exported goods

### ACE / ITDS

- Executive Order establishes deadline of December 2016 for implementation
- ACE is the technology enabler through which Single Window processing will be achieved
- Key features to enable Single Window processing have been implemented

### PARTNER GOVERNMENT AGENCIES

- 47 Partner Government Agencies
- Largely paper-based with multiple entry systems
- Nearly 200 forms required for imports and exports



Quicker data availability for Government - better identification of dangerous or prohibited shipments



Automated Agency interactions reduce paper, enable near-real time decision making by Government



Easier for industry to comply with government regulations



Reduced costs for Government and industry

# Mandatory Dates for Transition to ACE

Date	Mandatory Requirement	Time Remaining
<b>May 1, 2015</b>	Mandated use of ACE for electronic import and export manifest	7 months
<b>November 1, 2015</b>	Mandatory use of ACE for electronic Cargo Release and related Entry Summary filings	13 months
<b>October 1, 2016</b>	Mandatory use of ACE for all remaining electronic portions of the CBP cargo process	24 months



# ACE Plan Forward

CBP is using the Agile software development methodology to complete development of core trade processing features in ACE and decommission the corresponding capabilities in legacy systems by the end of 2016

- Agile development allows us to build and field capabilities more quickly and incorporate user input throughout the process
- Seven deployments of new features are planned through 2016
- Deployments A, B, C and the first portion of Deployment D have been delivered

CBP encourages trade filers not currently using ACE to begin the transition now

## ACE Facts

- More than 44% of entry summaries are being filed in ACE
- More than 50% of service providers have completed certification to file ACE entry summaries.




U.S. Customs and  
Border Protection



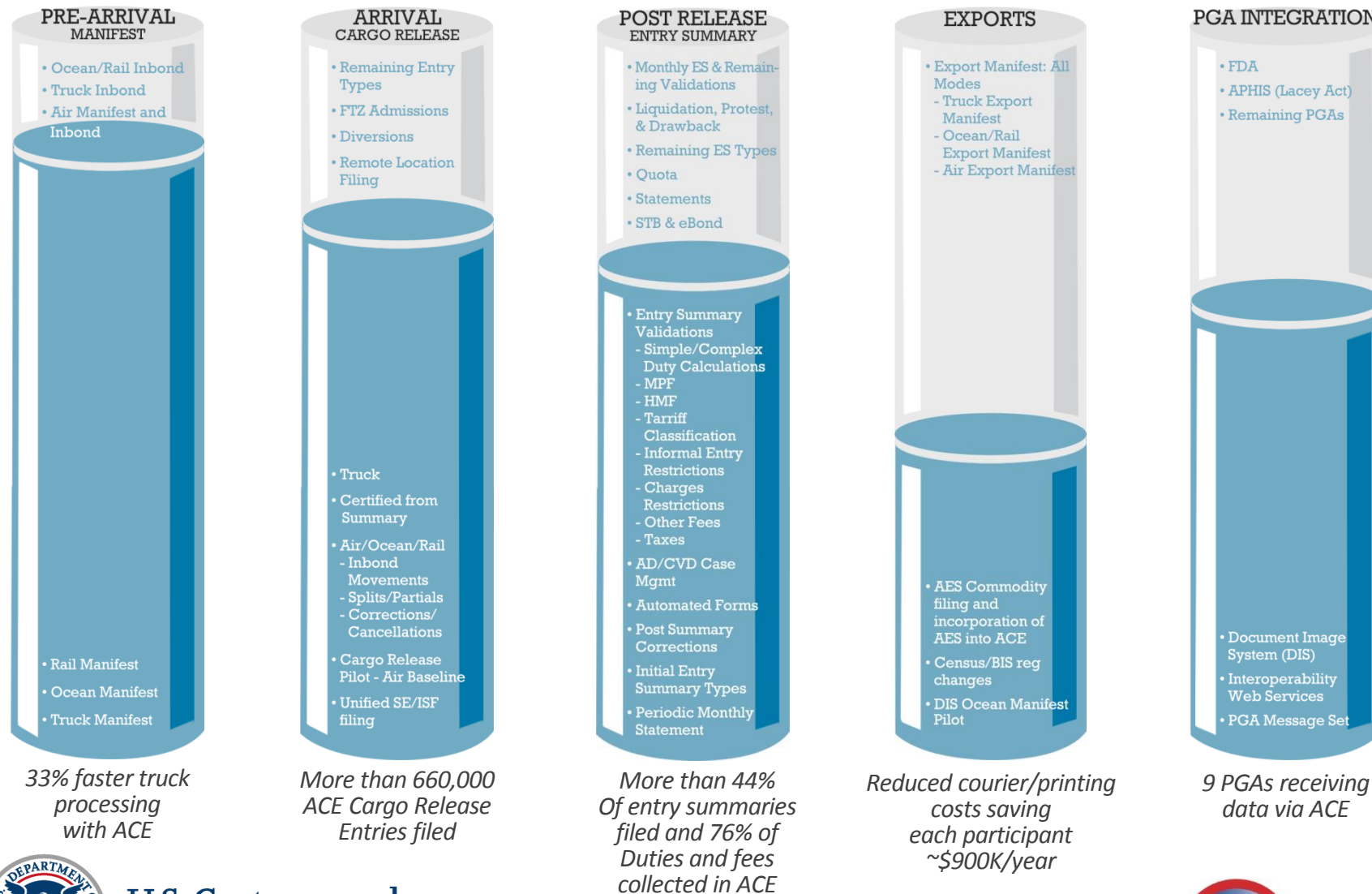
# Remaining Deployments

## High-level view

	Deployment D			Deployment E		Deployment F	Deployment G	
	October 18, 2014	January 3, 2015		July 4, 2015		January 2, 2016	July 2, 2016	
Manifest		<ul style="list-style-type: none"> <li>Air Manifest</li> </ul>	May 1, 2015: Mandated use of ACE for all electronic manifest filings.		November 1, 2015: Mandated use of ACE for all electronic Cargo Release and associated Entry Summary.			October 1, 2016: Mandated use of ACE for all remaining electronic portions of the CBP cargo process.
Cargo Release		<ul style="list-style-type: none"> <li>Advanced CR for truck</li> <li>ABI Query</li> <li>Non-ABI Entries</li> </ul>		<ul style="list-style-type: none"> <li>Automated Entry Types</li> <li>FTZ Admissions</li> <li>Diversions</li> </ul>				
ESAR	ACE Entry Summary Foundation	<ul style="list-style-type: none"> <li>Statements</li> <li>eBonds</li> <li>Additional ES Types</li> </ul>		<ul style="list-style-type: none"> <li>Protest</li> <li>Liquidation</li> <li>Remaining ES Types</li> <li>RLF</li> </ul>		<ul style="list-style-type: none"> <li>Drawback</li> <li>Collections</li> </ul>	<ul style="list-style-type: none"> <li>Validations</li> </ul>	
EXPORTS	<ul style="list-style-type: none"> <li>Air Manifest (Pilot pending FRN)</li> </ul>	<ul style="list-style-type: none"> <li>Ocean/Rail Manifest (Pilot pending FRN)</li> </ul>		<ul style="list-style-type: none"> <li>Truck Manifest</li> </ul>				
PGAs	<ul style="list-style-type: none"> <li>APHIS Lacey Act</li> <li>EPA Pilots</li> </ul>			<ul style="list-style-type: none"> <li>FDA</li> <li>FWS</li> </ul>				



# ACE Progress



**U.S. Customs and Border Protection**





# Recent ACE Capabilities (November 2013 – July 2014)

\*\* These capabilities have been delivered in ACE and are being rolled out to pilot participants in a phased approach.

Business Process	Capability	Date for Air	Date for Ocean/ Rail	Date for Truck
Cargo Release – Expansion of ACE Cargo Release pilot	Basic shipment processing	(2012)	1/4/14	4/5/14
	Expansion to include Split Shipments	11/2/13	N/A	N/A
	Expansion to include In-bonds and Partial quantities	11/2/13	4/5/14	Jan 2015
	Elimination of paper processes through electronic entry corrections and cancellations	11/2/13	1/4/14	4/5/14
	Expansion to include Certified from summary	4/5/14	4/5/14	Jan 2015
	Unified Cargo Release/Importer Security Filing	N/A	7/12/14	N/A



U.S. Customs and  
Border Protection



# Recent ACE Capabilities

(November 2013 – July 2014)

Business Process	Capability	Date
Entry Summary	Harbor Maintenance Fee and Tariff Classification Validations	11/2/13
	Simple Duty Calculation Validations	1/4/14
	Complex Duty Calculation and Merchandise Processing Fee Validations	4/5/14
	Informal Entry Restrictions, Charges Restrictions, Other Fees, and Taxes Validations	7/12/14
Exports	Migration of Automated Export System to modernized ACE platform for CBP, PGAs	3/22/14
	Support for Census and Bureau of Industry and Security regulatory changes	4/5/14
	Support for Advanced Export Information pilot filing option	4/5/14



U.S. Customs and  
Border Protection



# Current Deployment

CBP is deploying the current release in three phases

Deployment D - July Release July 12, 2014	Deployment D - October Release October 18, 2014	Deployment D - January Release January 3, 2015
<ul style="list-style-type: none"> <li>Cargo Release: <ul style="list-style-type: none"> <li>Unified Filing of Cargo Release/Importer Security Filing</li> </ul> </li> <li>Entry Summary Validations: <ul style="list-style-type: none"> <li>Informal Entry Restrictions</li> <li>Charges Restrictions</li> <li>Other Fees</li> <li>Taxes</li> </ul> </li> </ul> <p><b>Successfully Deployed July 12, 2014</b></p>	<ul style="list-style-type: none"> <li>Entry Summary: <ul style="list-style-type: none"> <li>Foundation and Framework Stabilization</li> </ul> </li> <li>Cargo Release: <ul style="list-style-type: none"> <li>Query entries via ABI (Cargo/ Manifest/ Entry Release query)</li> </ul> </li> <li>Exports: <ul style="list-style-type: none"> <li>Export Air Manifest</li> </ul> </li> <li>Partner Government Agency (PGA) Functionality: <ul style="list-style-type: none"> <li>APHIS Lacey Act</li> <li>CDC</li> <li>NHTSA</li> <li>NMFS</li> <li>EPA for pesticides and vehicles and engines (import) and hazardous waste (export)</li> <li>AMS for apples and grapes (exports)</li> </ul> </li> </ul>	<ul style="list-style-type: none"> <li>Manifest: <ul style="list-style-type: none"> <li>Import Air Manifest</li> </ul> </li> <li>Cargo Release: <ul style="list-style-type: none"> <li>Truck processing to include in-bonds, certified from summary</li> <li>Non-ABI processing</li> <li>Entry Type 03 (Antidumping/Countervailing Duty)</li> </ul> </li> <li>Entry Summary: <ul style="list-style-type: none"> <li>Exporter accounts</li> <li>eBond (Single Transaction and Continuous Bonds)</li> </ul> </li> <li>Exports: <ul style="list-style-type: none"> <li>Export Ocean and Rail Manifest</li> </ul> </li> <li>PGA Functionality <ul style="list-style-type: none"> <li>APHIS (Form 309)</li> <li>DEA (Exports)</li> <li>OFAC (Exports)</li> </ul> </li> </ul>



U.S. Customs and  
Border Protection



# Current Benefits of Filing in ACE

Filers who transition to ACE now can receive the following benefits:

## ACE Cargo Release Entry

- Eliminate submitting paper Form 3461 (entry document)
- File shipment data prior to carrier notifying CBP of departure
- Receive status updates prior to cargo arrival
- No need to submit corrections through a paper form
- Make corrections to cargo entry data electronically

## ACE Entry Summary

- Eliminate submitting Form 7501 (paper entry summaries)
- Request ACE cargo entry certification from ACE entry summary
- File Antidumping/Countervailing Duty entry summaries (Entry Type 03) using Remote Location Filing (RLF)
- Process Census warning and overrides electronically through ACE
- Transmit Post Summary Corrections (PSC) electronically, receive refunds quicker
- Gain access to an expanded AD/CVD query
- Obtain more information from the ACE Entry Summary query



U.S. Customs and  
Border Protection



# Don't Wait – Migrate! Getting Started is Easy!

## Migrate Now, Enjoy Benefits

- Quicker data availability
- Automated agency interactions
- Easier to comply with regulations
- Reduced costs































## Getting started is easy:

*Brokers, self-filers & carriers:*

- Contact your software provider and inquire about their ability to file cargo release, entry summary and manifest transactions in ACE
- Contact your CBP Client Representative and express your interest in filing in ACE

*Importers using a Broker or Carriers using a Service Center:*

- Inquire about broker or service center ability to transmit to ACE

<i>"I want to..."</i>	ACE via EDI Interfaces	ACE Portal
 Send Importer Security Filing Data <small>*Only low volume through Portal (less than 12 per year)</small>		
 File an Import Ocean or Rail Manifest		
 File an Import Truck Manifest		
 File an Electronic Inbond		 <small>Via Truck Manifest</small>
 File an Entry		
 File an Entry Summary		
 File Export Commodity Data <small>*Can also be filed using AESDirect</small>		
 Run Reports		
 Respond to CBP Forms 28, 29, 4647		
 Create Blanket Declarations		
 Submit Supporting Documentation	 <small>DIS</small>	 <small>Upload Forms</small>
 Manage Account and Periodic Monthly Statement Information		
 File Export Air Manifest	<i>Coming in October 2014!</i>	
 File Import Air Manifest	<i>Coming in January 2015!</i>	



U.S. Customs and  
Border Protection



# Targeted ACE Outreach

- New task force reaching out to filers to discuss hurdles to filing Entry Summaries in ACE
  - Offers solutions to perceived blockers
  - Discussion and elevation of real blockers
- Team consists of three Client Representatives and an ABO representative
- Contact your Client Rep for more information
- Team contact information:
  - Randy Mitchell [Randy.Mitchell@cbp.dhs.gov](mailto:Randy.Mitchell@cbp.dhs.gov)
  - Jennifer Engelbach [Jennifer.A.Engelbach@cbp.dhs.gov](mailto:Jennifer.A.Engelbach@cbp.dhs.gov)
  - Scott Brevik [Scott.C.Brevik@cbp.dhs.gov](mailto:Scott.C.Brevik@cbp.dhs.gov)
  - Heather Cheshire [Heather.B.Cheshire@cbp.dhs.gov](mailto:Heather.B.Cheshire@cbp.dhs.gov)



# Agenda

- ACE Plan Forward Update
- Overview of Document Image System (DIS)
- ACE Reports Demonstration
- References and Resources
- Questions and Answers Session



# Document Image System (DIS) Overview

## What is DIS?

- DIS is a system that allows participating trade partners to submit document images to CBP electronically
- DIS accepts images currently submitted in hard copy to CBP and Partner Government Agencies (PGAs)
- DIS processes and stores documents for retrieval, review and adjudication

## What Are the Benefits of Using DIS?



Cost  
savings



Faster review and  
release of cargo



Elimination of  
paper documents

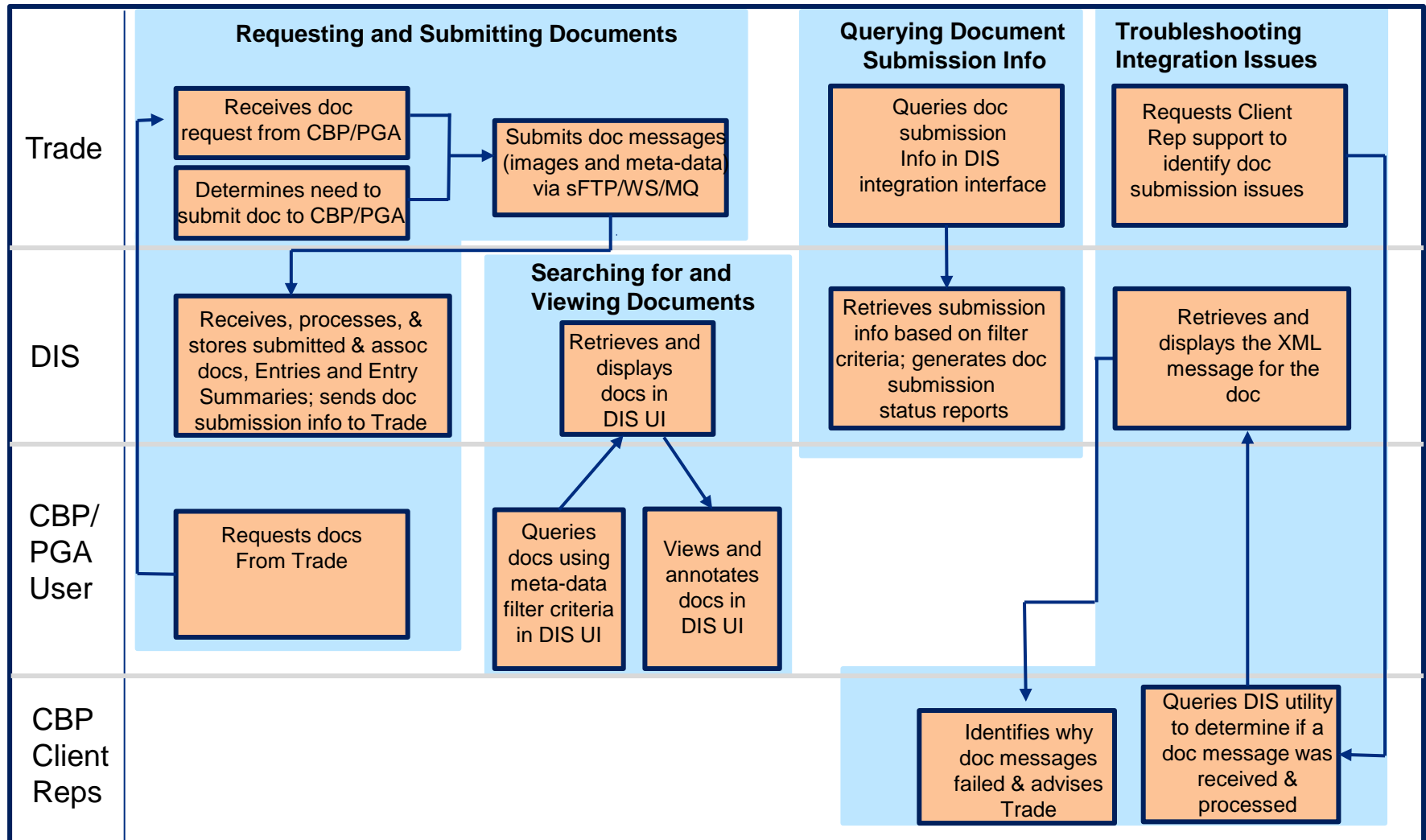


U.S. Customs and  
Border Protection





# How Does DIS Work?



# What Documents Does DIS Accept?

DIS currently accepts the following types of documents:

- ACE Cargo Entry and Entry Summary Documents
- Environmental Protection Agency (EPA) Documents
- National Oceanic and Atmospheric Administration (NOAA) Documents
- Centers for Disease Control (CDC) Documents
- Ocean Export Manifest
- Animal and Plant Health Inspection Service (APHIS) Documents
- Food Safety and Inspection Service (FSIS) Documents
- Defense Contract Management Agency (DCMA) Documents

For a more detailed list of documents DIS currently accepts, please review the [ACE Single Window Document Image System \(DIS\)](#) information graphic available on [CBP.gov/ACE](http://CBP.gov/ACE).



# Getting Started with DIS

## How Can I Submit Documents with DIS?



Electronically  
using ABI

OR



Email

## How Do I Start Using DIS?



Become an ACE  
Entry Summary filer



Call your CBP  
Client Rep

Call your  
software provider



U.S. Customs and  
Border Protection



# Agenda

- ACE Plan Forward Update
- Overview of Document Image System (DIS)
- ACE Reports Demonstration
- References and Resources
- Questions and Answers Session



# ACE Secure Data Portal Launching Reports

The screenshot displays the ACE Secure Data Portal interface. At the top, the header includes the ACE logo, the text "ace secure data portal", and "U.S. Customs and Border Protection". Below the header is a navigation bar with tabs: Home, Accounts, References, and Tools. The "Accounts" tab is selected.

The main content area is divided into two columns. The left column contains a "Task Selector" and an "Account Selector List". The "Task Selector" has a "Select Account Type" dropdown set to "Broker" and a "GO" button. Below it is a "Select Task" section with a list of links: [Accounts](#), [Change History](#), [Reports](#), [BAL](#), [Action Plan](#), [Statements](#), [LPCs](#), [Declarations](#), and [Mode of Communication](#). The "Account Selector List" has a "View Settings" section with a "Sort by: --Select--" dropdown and a "Go" button. Below this is a list of accounts under the heading "Accounts": "CBP Incorporated" and "CBP BROKERAGE, ACE PORTAL TEST BROK".

The right column features a "Broker Summary" section with the following information: "Name: CBP Incorporated" and "ACE ID: 0005676506". Below this is the "Launch Reports and Quickview Tool" section, which includes a description: "Click the launch button to access additional reports. This allows you to customize, schedule and view standard, advanced and customized reports, as well as providing the ability to save multiple report instances over time." and a "Launch Tool" button.



U.S. Customs and  
Border Protection



# ACE Reports Home Tab

The screenshot displays the 'ace secure data portal' interface. At the top, a navigation bar includes a 'Home' tab and a 'Documents' tab. The main content area is divided into four panels:

- My Recently Viewed Documents:** A list of document titles, each preceded by a document icon. The titles include 'AM-068 Entry Summary Report', 'Customized Report', 'MMM-9022 BOL Status - 2 Hour Refresh - G Gula', 'AM-008 Entry Summary Line Detail Report', 'AM-008 Entry Summary Line Detail Report - New Rep...', 'AM-068 Entry Summary Report Carlos Rodriguez Tes...', 'AM-068 Entry Summary Report Carlos Rodriguez Tes...', 'MMM-9022 BOL Status - 2 Hour Refresh', 'AM-068 Entry Summary Report Carlos Rodriguez Tes...', and 'ESM-7068 Entry Summary Report'.
- 0 Unread Messages in My Inbox:** A panel indicating 'No unread messages' with a 'See More...' link at the bottom right.
- My Applications:** A panel featuring a red and blue globe icon.
- My Recently Run Documents:** A list of document titles, each preceded by a document icon. The titles include 'AM-068 Entry Summary Report Carlos Rodriguez Tes...' and 'AM-068 Entry Summary Report Carlos Rodriguez Tes...'.

The bottom of the interface shows a status bar with the text 'Done', 'Local intranet | Protected Mode: Off', and a zoom level of '100%'.



# ACE Reports Documents Tab

The screenshot shows the 'ace secure data portal' interface. At the top, there is a navigation bar with 'Home' and 'Documents' tabs. The 'Documents' tab is active. Below the navigation bar, there is a 'View' menu with options: 'New', 'Organize', 'Send', and 'More Actions'. To the right of the menu is a 'Details' button. On the left side, there is a 'My Documents' section with a 'Search' input field. The main area is titled 'Search Results' and displays 'No Items'. At the bottom right, it says 'Total: 0 items'. The status bar at the bottom indicates 'Local intranet | Protected Mode: Off' and a zoom level of '100%'.

ace secure data portal

Welcome Applications Preferences Help Menu Log Off

Home Documents

View New Organize Send More Actions Details

My Documents

Folders

Search

Search Results

No Items

Total: 0 items

The list pane is updated.

Local intranet | Protected Mode: Off 100%




U.S. Customs and  
Border Protection



# ACE Reports

## My Documents Panel

 ace secure data portal

Welcome: | Applications ▾ | Preferences | Help Menu ▾ | Log Off

Home Documents

View ▾ New ▾ Organize ▾ Send ▾ More Actions ▾ Details

1 of 1

Title ^	Type	Last Run	Instances
Carlos Rodriguez	Folder		
AM-068 Entry Summary Report Carlos Rodriguez Test	Web Intelligence		1

My Documents

- My Favorites
  - Carlos Rodriguez
- Inbox
- My Alerts
- Subscribed Alerts

Folders

Search

Total: 2 items



U.S. Customs and  
Border Protection





# ACE Reports Folders Panel

ace secure data portal

Welcome Applications Preferences Help Menu Log Off

Home Documents

View New Organize Send More Actions Details 1 of 1

	Title ^	Type	Last Run	Instances
ACE		Folder		

My Documents

Folders

- Public Folders
  - ACE
    - Help
    - Account Management
    - Account Revenue
    - Entry Summary
    - Multi-Modal Manifest
    - Reference
    - Shared Reports
    - Transactions

Search


Total: 1 items



U.S. Customs and  
Border Protection



# ACE Reports Search Panel

ace secure data portal

WelcomApplications▼PreferencesHelp Menu▼Log OffESM 7068

HomeDocuments

View▼New▼Organize▼Send▼More Actions▼Details

1 of 1

My Documents

Folders

Search

ESM 7068

Refine search results by:

Refresh Time

All (9)

Last Year (6)

Last 6 Months (5)

type


web intelligence (8)


location


ace (7)


user folders (1)


**Search Results**


 [ESM-7068 Entry Summary Report](#)  
Enhancement to Existing AM – 068. Uses new ES universe.  
User Groups


 [ESM-7024 ACE Reject Report](#)  
This report displays those Entry Summaries that are rejected by Entry Specialists or Import Specialists.  
ACE/Entry Summary/Trade Actions

 [ESM-7008 Entry Summary Line Detail Report](#)  
Enhancement to Existing AM – 008. Uses new ES universe.  
ACE/Entry Summary/Entry Summary Trade

 [ESM-7001 Entry Summary Census Warning and Override](#)  
This report provides detailed information on the census warnings and overrides related to an Entry Summary. Uses new ES universe.  
ACE/Entry Summary/Entry Summary Trade

 [ESM-8027 Trade Aged Liquidation ADCVD Entry Summary Report](#)  
This report displays all non-liquidated AD/CVD entry summaries as well as those liquidated within the past year. The liquidated entry summaries are displays in two aging buckets; one represent  
ACE/Entry Summary/Entry Summary Trade/AD/CVD

 [ESM-7025 CBP Form 28, 29, 4647 Status Report](#)  
This report allows importers to query the status of CBP notices.  
ACE/Entry Summary/Trade Actions

 [Chas ESM-7025 CBP Form 28, 29, 4647 Status Report](#)  
This report allows importers to query the status of CBP notices.  
User Folders/JE811ce



U.S. Customs and  
Border Protection



# ACE Secure Data Portal – Key ACE Reports



## Multi-Modal Manifest Folder

**MMM 9009 In-Bond Details Report (2 Hour Refresh)**  
**MMM 9017 Manifest Details (2 Hour Refresh)**  
**MMM 9021 BOL Details – (2 Hour Refresh)**  
**MMM 9022 BOL Status - (2 Hour Refresh)**

## Account Management Reports Folder (DR)

**AM 001 Entry Summary Lines by HTS#**  
**AM 003 Entry Summary Lines by Filer Code**  
**AM 008 Entry Summary Line Detail Report**  
**AM 068 Entry Summary Report**  
**AM 100 Courtesy Notice of Liquidation Report**

## Entry Summary Reports Folder

**ESM 7001 Entry Summary Census Warning and Override Report**  
**ESM 7008 Entry Summary Line Detail Report**  
**ESM 7068 Entry Summary Report**  
**ESM 7024 ACE Reject Report**  
**ESM 7025 CBP Form 28, 29, 4647 Status Report**

## Account Revenue Folder

**AR 007 Periodic Monthly Statement Quickviews (Broker and Importer)**  
**AR 007 Periodic Statement Detail**

**Entry Summary data is refreshed nightly**

**Periodic Monthly Statement data is refreshed hourly**



U.S. Customs and  
Border Protection



# ACE Reports

## Running a Standard Report

SAP BusinessObjects

Welcome Applications Preferences Help Menu Log Off

Home Documents

View New Organize Send More Actions Details

My Documents

Folders

- Public Folders
  - ACE
    - Help
    - Account Management
    - Account Revenue
    - Entry Summary
    - Multi-Modal Manifest
    - Trade Reporting
    - Reference
    - Shared Reports
    - Transactions

Title ^	Type	Last Run	Instances
Trade Reporting Broker Carrier	Folder		
MMM-9022 BOL Status - 2 Hour Refresh	Web Intelligence		0

Search

Total: 2 item



U.S. Customs and  
Border Protection



# ACE Reports Prompts Screen

ace secure data portal

Welcome: | Applications | Preferences | Help Menu | Log Off

Home Documents MMM-9022 BOL Stat...

Web Intelligence | Track | Drill | Filter Bar | Outline

Reading Design Data

Document Summary

Print Edit

MMM-9022 BOL Status - 2 Hour Refresh

General

Type: Web Intelligence document

Author: buswas

Creation date: April 2, 2010 12:18:24 PM GMT-04:00

Locale: English (United States)

Description: This report lists BOL Status Details by BOL Number, BOL Status Code, Carrier Code Create/Update Date ranges. The report will show data that was current 2 hours ago

Keywords: BOL Status, 9022

Statistics

Last Refresh Date: (None)

Last Modified: April 15, 2014 10:31:35 AM GMT-04:00

Last modified by: bci4fw1

Duration of previous refresh: 0 s

Document Options

Enhanced viewing: Off

Refresh on open: On

Permanent regional formatting: Off

MMM-9022 BOL Status - 2 Hour Refresh

Report Parameters

Prompts

Prompts Summary

- Enter BOL Create Date Begin:
- Enter BOL Create Date End:
- Enter Manifest Create Date Begin:
- Enter Manifest Create Date End:
- Enter Trade Update Date Begin:
- Enter Trade Update Date End:
- Enter BOL Number or Partial Number. Use percent sign for wildcards
- Enter BOL Status Code: --ALL--
- Enter Manifest Carrier Code. Use percent sign for wildcards

Enter BOL Create Date Begin:

Selected Value(s)

OK Cancel

Entry Number	Disposition Code	BOL Create Date	BOL Update Date

Report 1

Track Changes: Off | Page 1 of 1 | 100%



U.S. Customs and  
Border Protection



## MMM-9022 BOL Status - 2 Hour Refresh

Welcome: [User]
Applications
Preferences
Help Menu
Log Off

Home
Documents
MMM-9022 BOL Stat...

Web Intelligence
File
Format
Tools
Track
Drill
Filter Bar
Outline
Reading
Design
Data

Document Summary

Print Edit

MMM-9022 BOL Status - 2 Hour Refresh

General

Type: Web Intelligence document

Author: buswas

Creation date: April 2, 2010 12:18:24 PM GMT-04:00

Locale: English (United States)

Description: This report lists BOL Status Details by BOL Number, BOL Status Code, Carrier Code Create/Update Date ranges. The report will show data that was current 2 hours ago

Keywords: BOL Status, 9022

Statistics

Last Refresh Date: (None)

Last Modified: April 15, 2014 10:31:35 AM GMT-04:00

Last modified by: bci4fw1

Duration of previous refresh: 0 s

Document Options

Enhanced viewing: Off

Refresh on open: On

Permanent regional formatting: Off

MMM-9022 BOL Status - 2 Hour Refresh

Report Parameters

BOL Number:

BOL Status Code:

Manifest Carrier Code:

Trade Update Date Begin:

Trade Update Date End:

BOL Create Date Begin:

BOL Create Date End:

Last Run Date Time: Jan 27, 2012 9:16:20 AM

BOL Number	BOL Version Number	BOL Status Code	BOL Manifest Carrier Code	Manifest Carrier Name	MOT Code	Master BOL Number	House BOL Number	In-Bond Number	In-Bond Status Code	Entry Number	Disposition Code	BOL Create Date	BOL Update Date

Report 1

Track Changes: Off

Page 1 of 1

100%



## U.S. Customs and Border Protection



# MMM – 9022 BOL Status 2 Hour Refresh Report

**MMM-9022 BOL Status - 2 Hour Refresh**

Report Parameters

BOL Number:	--ALL--
BOL Status Code:	--ALL--
Manifest Carrier Code:	--ALL--
Trade Update Date Begin:	12/1/2011 12:00:00 AM
Trade Update Date End:	12/7/2011 12:00:00 AM
BOL Create Date Begin:	12/01/2011
BOL Create Date End:	12/7/2011 12:00:00 AM

**Last Run Date Time:** Dec 12, 2011 3:07:47 PM

BOL Number	BOL Version Number	BOL Status Code	Manifest Carrier Code	Manifest Carrier Name	MOT Code	Master BOL Number	House BOL Number	In-Bond Number	In-Bond Status Code	Entry Number	Disposition Code	BOL Create Date	BOL Update Date	Trade Update Date
XXXA0023834243	1	OP	XXA	C&A Test Carrier	10	XXXA0023834243		391672396	ER		1J	12/02/2011	12/02/2011	12/02/2011
XXXA0023834243	1	OP	XXA	C&A Test Carrier	10	XXXA0023834243		391672396	ER		69	12/02/2011	12/02/2011	12/02/2011
XXXA0023842253	1	OP	XXA	C&A Test Carrier	10	XXXA0023842253					54	12/06/2011	12/06/2011	12/06/2011
XXXA0023842253	1	OP	XXA	C&A Test Carrier	10	XXXA0023842253					69	12/06/2011	12/06/2011	12/06/2011







# ACE Reports

## Save Document Screen

ace secure data portal

Welcome: | Applications | Preferences | Help Menu | Log Off

Home Documents MMM-9022 BOL Stat...

Web Intelligence | Track | Drill | Filter Bar | Outline

Reading Design Data

Document Summary

Print Edit

MMM-9022 BOL Status - 2 Hour Refresh

General

Type: Web Intelligence document

Author: buswas

Creation date: April 2, 2010 12:18:24 PM GMT-04:00

Locale: English (United States)

Description: This report lists BOL Status Details by BOL Number, BOL Status Code, Carrier Code, Create/Update Date ranges. The report will show data that was current 2 hours ago

Keywords: BOL Status, 9022

Statistics

Last Refresh Date: (None)

Last Modified: April 15, 2014 10:31:35 AM GMT-04:00

Last modified by: bci4fw1

Duration of previous refresh: 0 s

Document Options

Enhanced viewing: Off

Refresh on open: On

Permanent regional formatting: Off

Report 1

Track Changes: Off | Page 1 of 1 | 100%

Save Document

Save Document

Search title

My Desktop

My Documents

My Computer

ace

Name: MMM-9022 BOL Status - 2 Hour Refresh

Advanced

Save

Cancel

In-Bond Status Code	Entry Number	Disposition Code	BOL Create Date	BOL Update Date



U.S. Customs and  
Border Protection



## ACE Reports

### Modifying a Report from the “Public Folders” panel

ace secure data portal

Welcome: | Applications Preferences Help Menu Log Off

Home Documents MMM-9022 BOL Stat... Web Intelligence Track Drill Filter Bar Outline

Document Summary Print Edit  
MMM-9022 BOL Status - 2 Hour Refresh  

GeneralType: Web Intelligence documentAuthor: buswasCreation date: April 2, 2010 12:18:24 PM GMT-04:00Locale: English (United States)Description: This report lists BOL Status Details by BOL Number, BOL Status Code, Carrier Code Create/Update Date ranges. The report will show data that was current 2 hours agoKeywords: BOL Status, 9022StatisticsLast Refresh Date: (None)Last Modified: April 15, 2014 10:31:35 AM GMT-04:00Last modified by: bci4fw1Duration of previous refresh: 0 sDocument OptionsEnhanced viewing: OffRefresh on open: OnPermanent regional formatting: Off

MMM-9022 BOL Status - 2 Hour RefreshReport ParametersBOL Number:BOL Status Code:Manifest Carrier Code:Trade Update Date Begin:Trade Update Date End:BOL Create Date Begin:BOL Create Date End:Last Run Date Time: Jan 27, 2012 9:16:20 AM

BOL Number	BOL Version Number	BOL Status Code	BOL Manifest Carrier Code	Manifest Carrier Name	MOT Code	Master BOL Number	House BOL Number	In-Bond Number	In-Bond Status Code	Entry Number	Disposition Code	BOL Create Date	BOL Update Date
------------	--------------------	-----------------	---------------------------	-----------------------	----------	-------------------	------------------	----------------	---------------------	--------------	------------------	-----------------	-----------------

Report 1Track Changes: OffPage 1 of 1100%



## U.S. Customs and Border Protection



# ACE Reports

## Switching to “Design” View Mode to Modify a Report

The screenshot displays the ACE secure data portal interface. At the top, the header includes the ACE logo, the text "ace secure data portal", and a "Welcome:" message followed by links for "Applications", "Preferences", "Help Menu", and "Log Off". Below the header, a navigation bar shows "Home" and "Documents". The main toolbar contains tabs for "File", "Properties", "Report Element", "Format", "Data Access", "Analysis", and "Page Setup". The "Design" tab is currently selected and circled in blue. Below the toolbar, there are sections for "Data Providers", "Tools", and "Data Objects". The "Tools" section includes buttons for "New data provider", "Edit", "Purge", "New Variable", and "Merge". On the left side, there is an "Available Objects" pane with a search bar and a list of objects under the "MMM-9022 BOL Status - 2 Hour Refresh" report. The main area displays the "Report Parameters" section, which includes fields for "BOL Number:", "BOL Status Code:", "Manifest Carrier Code:", "Trade Update Date Begin:", "Trade Update Date End:", "BOL Create Date Begin:", "BOL Create Date End:", and "Last Run Date Time: Jan 27, 2012 9:16:20 AM". Below the parameters, there is a table with columns for "BOL Number", "BOL Version Number", "BOL Status Code", "BOL Manifest Carrier Code", "Manifest Carrier Name", "MOT Code", "Master BOL Number", "House BOL Number", "In-Bond Number", and "In-Bond Status Code". The bottom status bar shows "Report 1", "Track Changes: Off", "Page 1 of 1", and a zoom level of "100%".

ace secure data portal

Welcome: Applications Preferences Help Menu Log Off

Home Documents MMM-9022 BOL Stat...

File Properties Report Element Format Data Access Analysis Page Setup Reading Design Data

Data Providers Tools Data Objects

New data provider Edit Purge New Variable Merge

Available Objects

Type here to filter tree

MMM-9022 BOL Status - 2 Hour Refresh

- BOL.Manifest Carrier Code
- BOL Create Date
- BOL Number
- BOL Status Code
- BOL Status Description
- BOL Version Number
- Disposition Code
- Entry Broker Code
- Entry Correlation.Manifest Carrier Code
- Entry Importer Number
- Entry Number
- Filer Code
- House BOL Number
- In-Bond Carrier Code
- In-Bond Filer Code
- In-Bond Number
- In-Bond Status Code
- In-Bond Status Description
- Manifest Carrier Name

Arranged by: Alphabetic order

MMM-9022 BOL Status - 2 Hour Refresh

Report Parameters

BOL Number:

BOL Status Code:

Manifest Carrier Code:

Trade Update Date Begin:

Trade Update Date End:

BOL Create Date Begin:

BOL Create Date End:

Last Run Date Time: Jan 27, 2012 9:16:20 AM

BOL Number	BOL Version Number	BOL Status Code	BOL.Ma nifest Carrier Code	Manifest Carrier Name	MOT Code	Master BOL Number	House BOL Number	In-Bond Number	In-Bond Status Code
------------	--------------------	-----------------	-------------------------------------	--------------------------	-------------	----------------------	---------------------	-------------------	---------------------------

Report 1

Track Changes: Off Page 1 of 1 100%



U.S. Customs and  
Border Protection



# ACE Reports Query Panel

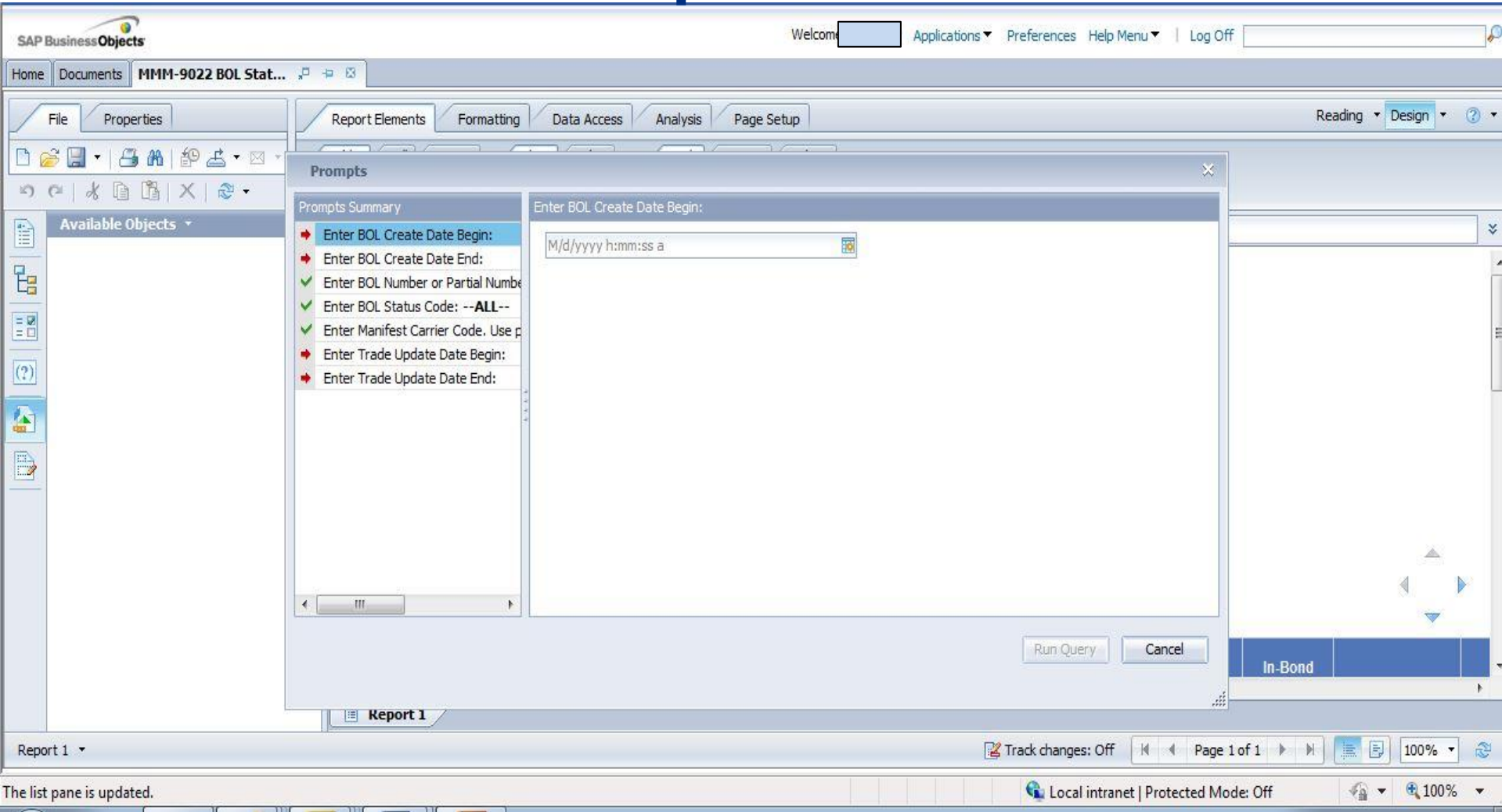
The screenshot displays the ACE Reports Query Panel interface. The top menu bar includes 'Home', 'Documents', and 'MMM-9'. The 'Query Panel' title bar is visible. The left sidebar shows the 'Universe outline' with a tree structure under 'Master Perspective' and 'Trade Reporting'. The 'Result Objects' section on the right contains a grid of fields for selection. The 'Query Filters' section below it lists filters for the query. The 'Data Preview' section at the bottom right shows a table with columns 'BOL Create Date' and 'BOL Update Date'. The bottom status bar indicates 'Report 1', 'Track Changes: Off', 'Page 1 of 1', and '100%'. A 'Last refresh date' message is also present.



U.S. Customs and  
Border Protection



# ACE Reports Prompts Screen



The screenshot displays the SAP BusinessObjects Reports interface. The main window shows the 'Prompts' dialog for report 'MMM-9022 BOL Stat...'. The 'Prompts Summary' list on the left includes:

- Enter BOL Create Date Begin: (selected)
- Enter BOL Create Date End:
- Enter BOL Number or Partial Number:
- Enter BOL Status Code: --ALL--
- Enter Manifest Carrier Code. Use p
- Enter Trade Update Date Begin:
- Enter Trade Update Date End:

The 'Enter BOL Create Date Begin:' prompt is active, showing a date-time input field with the format 'M/d/yyyy h:mm:ss a'. The 'Run Query' and 'Cancel' buttons are visible at the bottom right of the dialog. The status bar at the bottom indicates 'The list pane is updated.' and 'Local intranet | Protected Mode: Off'.



# MMM – 9022 BOL Status 2 Hour Refresh Report

**MMM-9022 BOL Status - 2 Hour Refresh**

Report Parameters

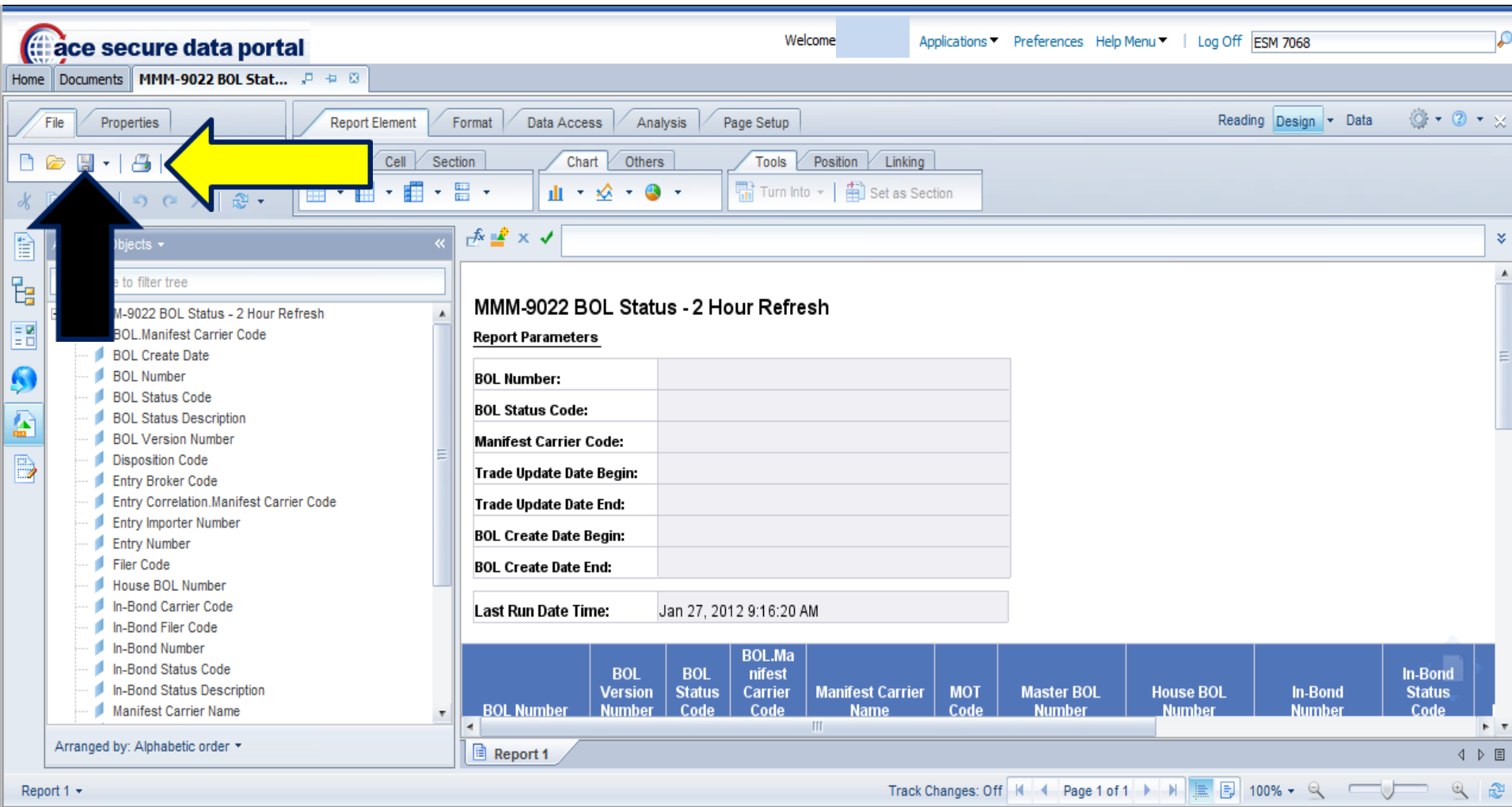
BOL Number:	--ALL--
BOL Status Code:	--ALL--
Manifest Carrier Code:	--ALL--
Trade Update Date Begin:	12/1/2011 12:00:00 AM
Trade Update Date End:	12/7/2011 12:00:00 AM
BOL Create Date Begin:	12/01/2011
BOL Create Date End:	12/7/2011 12:00:00 AM
Last Run Date Time:	Dec 12, 2011 3:07:47 PM

BOL Number	BOL Version Number	BOL Status Code	Manifest Carrier Code	Manifest Carrier Name	MOT Code	Master BOL Number	House BOL Number	In-Bond Number	In-Bond Status Code	Entry Number	Disposition Code	BOL Create Date	BOL Update Date	Trade Update Date
XXXA0023834243	1	OP	XXXA	C&A Test Carrier	10	XXXA0023834243		391672396	ER		1J	12/02/2011	12/02/2011	12/02/2011
XXXA0023834243	1	OP	XXXA	C&A Test Carrier	10	XXXA0023834243		391672396	ER		69	12/02/2011	12/02/2011	12/02/2011
XXXA0023842253	1	OP	XXXA	C&A Test Carrier	10	XXXA0023842253					54	12/06/2011	12/06/2011	12/06/2011
XXXA0023842253	1	OP	XXXA	C&A Test Carrier	10	XXXA0023842253					69	12/06/2011	12/06/2011	12/06/2011



# ACE Reports

## Saving or Exporting and Printing a Modified Report



The screenshot displays the ACE secure data portal interface. The top navigation bar includes 'Home', 'Documents', and the current document 'MMM-9022 BOL Stat...'. The 'Report Element' tab is active, showing a toolbar with icons for File, Properties, Report Element, Format, Data Access, Analysis, and Page Setup. A yellow arrow points to the 'File' menu, and a black arrow points to the 'Save' icon in the toolbar.

The main content area shows the report 'MMM-9022 BOL Status - 2 Hour Refresh' with the following parameters:

Report Parameters	
BOL Number:	
BOL Status Code:	
Manifest Carrier Code:	
Trade Update Date Begin:	
Trade Update Date End:	
BOL Create Date Begin:	
BOL Create Date End:	
Last Run Date Time:	Jan 27, 2012 9:16:20 AM

The report data is displayed in a table with the following columns:

BOL Number	BOL Version Number	BOL Status Code	BOL Manifest Carrier Code	Manifest Carrier Name	MOT Code	Master BOL Number	House BOL Number	In-Bond Number	In-Bond Status Code
------------	--------------------	-----------------	---------------------------	-----------------------	----------	-------------------	------------------	----------------	---------------------

The bottom status bar shows 'Report 1' and 'Track Changes: Off'.



U.S. Customs and  
Border Protection





# ACE Reports

## Modifying a Report from the “My Favorites” Panel

SAP BusinessObjects

Welcome: [User] Applications Preferences Help Menu Log Off

Home Documents

View New Organize Send More Actions Details

My Documents

- My Favorites
  - Carlos Rodriguez
  - G Gula
- Inbox
- My Alerts
- Subscribed Alerts

Title ^	Type	Last Run	Instances
Carlos Rodriguez	Folder		
G Gula	Folder		
AM-068 Entry Summary Report Carlos Rodriguez Test	Web Intelligence		2
MMM-9022 BOL Status - 2 Hour Refresh - G Gula	Web Intelligence		0

View  
Properties  
Modify  
Mobile Properties  
Schedule  
Categories  
Document Link  
New >  
Organize >  
Send >  
Details

Folders  
Search

Total: 4 items

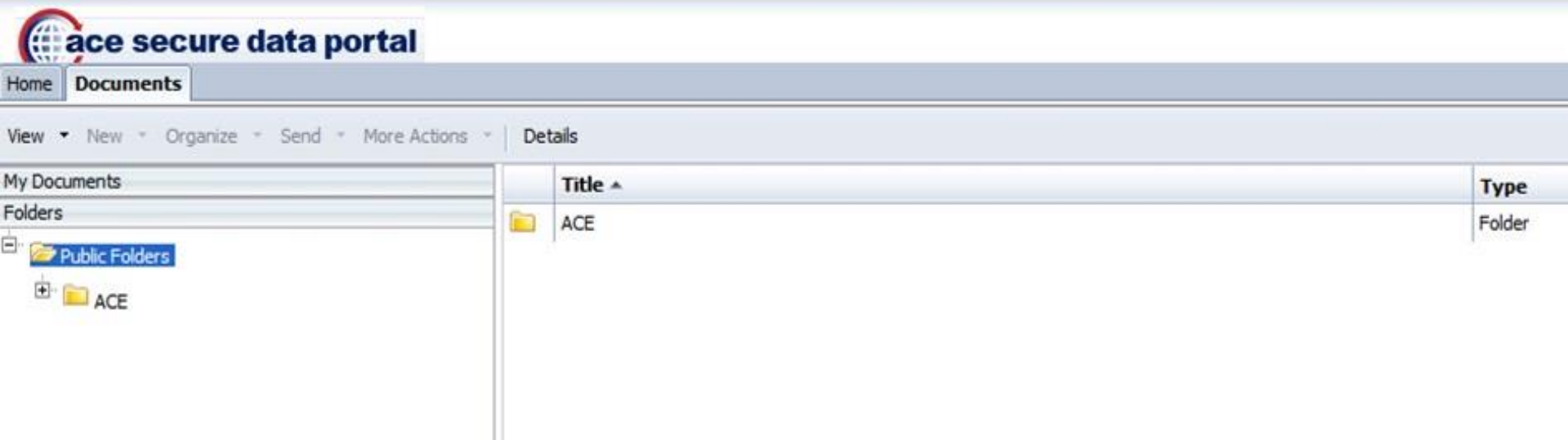


U.S. Customs and  
Border Protection





# Adding MPF and HMF Data Objects to ESM 7008 Entry Summary or 7068 Entry Summary Detail



The screenshot shows the 'ace secure data portal' interface. At the top, there are tabs for 'Home' and 'Documents'. Below the tabs is a navigation bar with options: 'View', 'New', 'Organize', 'Send', 'More Actions', and 'Details'. On the left side, there is a 'My Documents' section with a 'Folders' list containing 'Public Folders' and 'ACE'. The main area displays a table with columns 'Title' and 'Type'. A single entry is shown: a folder named 'ACE' with the type 'Folder'.

Title	Type
ACE	Folder

## Entry Summary Reports Folder

ESM 7008 Entry Summary Line  
Detail Report  
ESM 7068 Entry Summary Report

Entry Summary data is refreshed nightly

Periodic Monthly Statement data is refreshed hourly



U.S. Customs and  
Border Protection



# ACE Reports

## Adding MPF and HMF Objects to Query Panel

The screenshot displays the ACE Query Panel interface. On the left, the 'Universe outline' shows a tree of objects under 'Master Perspective'. The 'Merchandise Processing Fee' and 'Harbor Maintenance Fee' objects are highlighted with a red circle. In the center, the 'Result Objects' panel shows a grid of objects. The 'Merchandise Processing Fee' and 'Harbor Maintenance Fee' objects are also highlighted with a red circle. Below this, the 'Query Filters' panel shows a list of filters, including 'Entry Number', 'System Control Code' (set to 'Not Equal to' with a value of 'ACS'), 'Primary SPI Code', and 'Entry Report Create Date'. At the bottom, the 'Data Preview' panel is visible with a search bar and a 'Refresh' button.

Query Panel

Add Query

Run query Close

Universe outline

Master Perspective

Type here to filter tree

Liquidation Worksheet Exists

Number of Collections

Paid ADD

Paid CVD

Paid Duty

Paid Other

Paid Tax

Grand Total All Paid Amounts

Payment Type Code (Pay Basis from

Payment Type Description (Pay Basis

Periodic Statement Month Number

Preliminary Statement Print Date

Statement Client Branch Identifier

Total Bonded ADD Amount

Total Bonded CVD Amount

Total Cash Deposit ADD Amount

Total Cash Deposit CVD Amount

Grand Total All Totals

User Fee Amount (Line)

Grand Total Balance Due - for Entry

Merchandise Processing Fee

Harbor Maintenance Fee

Other Fees

Display ByPass Entry Summary Layo

Grand Total Balance Due Maximum

Include Entries where Balance is Zer

Grand Total Balance Due Minimum

Liquidation Worksheet

Targeting

Trade Action

Result Objects

Entry Number

NAFTA Reconciliation Indicator

System Control Code

Other Reconciliation Type Description

Ultimate Consignee Number

Consignee Number (Line)

Importer Name

Filer Code

Entry Type Code

Entry Date

Release Date

Liquidation Date

Create Date

Port of Entry

Importer Number

PSC Reasons Concatenated

Control Team Number

Team Number

Merchandise Processing Fee

Harbor Maintenance Fee

Query Filters

Entry Number

System Control Code Not Equal to ACS

Primary SPI Code

Entry Report Create Date

Data Preview

Refresh

Type a text to filter the values



U.S. Customs and  
Border Protection



# Modifying the ESM - 7025 CBP Forms 28, 29, 4647 Report to Include ACS Entry Summaries

ace secure data portal		
<div> <div>Home Documents</div> <div> View ▾ New ▾ Organize ▾ Send ▾ More Actions ▾ Details </div> </div>		
My Documents	<div> <div>Title ▲</div> <div> <div>Folder</div> <div>ACE</div> </div> </div>	
Folders		
<div>Public Folders</div> <div> <div>+</div> <div>ACE</div> </div>		
	<u>Entry Summary Reports Folder</u>  <b>ESM 7025 CBP Form 28, 29, 4647 Status Report</b>	

Entry Summary data is refreshed nightly

Periodic Monthly Statement data is refreshed hourly



U.S. Customs and  
Border Protection



# ACE Reports

## Removing Entry Summary Source Code

The screenshot displays the ACE Reports application interface. On the left, the 'Universe outline' shows a tree structure under 'Master Perspective' with 'ESM-10002 Entry Summary Unive' expanded. The main area is divided into three sections: 'Result Objects' at the top, 'Query Filters' in the middle, and 'Data Preview' at the bottom. The 'Query Filters' section contains a list of filters, with 'Entry Summary Source Code' highlighted by a red oval. This filter is set to 'Equal to' and 'ACE'. The 'Data Preview' section is currently empty.

Query Panel

Add Query

Run query | Close

Universe outline

Master Perspective

Type here to filter

ESM-10002 Entry Summary Unive

- Summary Header
- Summary Line
- Summary Header and Line
- Financials
- Targeting
- Trade Action
- Additional ES Objects
- HTS
- Broker
- Date Objects

Result Objects

- Action Type Code
- Trade Response Due Date
- Action Status Code
- Entry District Port Code
- Entry Number
- Action Create Date
- Trade Response Date
- Team Number
- Internal ES Number
- Importer Number
- Filer Code
- Entry Type Code
- Action Status Description

Query Filters

- Entry Summary Source Code Equal to ACE
- Trade Response Due Date
- Action Status Code
- Notice Date


Data Preview

Refresh

Type a text to filter the values



# Using Wildcards and Query Filters



ace secure data portal

Home Documents

View ▾ New ▾ Organize ▾ Send ▾ More Actions ▾ Details

My Documents

Folders

- Public Folders
- ACE

Title ▲	Type
ACE	Folder

## Account Management Reports

AM – 008 Entry Summary Line  
Detail Report

AM - 068 Entry Summary Report

Entry Summary data is refreshed nightly

Periodic Monthly Statement data is refreshed hourly



U.S. Customs and  
Border Protection



# ACE Reports

## Using Wildcards and Query Filter Conditions

The screenshot displays the ACE Query Panel interface. On the left is the 'Universe outline' showing a tree structure of data categories. The main area is divided into three sections: 'Result Objects', 'Query Filters', and 'Data Preview'.

- Result Objects:** A grid of buttons representing various data fields such as HTS Number, UOM Code, Entry Report Creation Date, Entry Report Entry Date, Importer Number, Entry Number, Line Number, District Port Code, COO Code, COE Code, Entry Type, UOM Quantity, Estimated Duty Amount, Entered Value Amount, Manufacturer Code, Discrepancy Indicator, NAFTA Recon Indicator, Other Recon Indicator, Visa Number, Visa Category Code, ADD CVD Status Code, Primary SPI Indicator, Secondary SPI Indicator, Filer Code, and System Control Code.
- Query Filters:** This section contains a list of filters. The first filter is 'Broker Code'. The second filter is 'Entry Number'. The third filter is 'HTS Number' with a dropdown menu set to 'Matches pattern' and a text input field containing '9801%'. Below this, there are two more filters for 'District Port Code' with a dropdown menu set to 'In list'. The 'And' and 'Or' filter conditions are highlighted with red circles.
- Data Preview:** A section at the bottom with a search bar and a 'Refresh' button.



U.S. Customs and  
Border Protection



# ACE Reports

## Scheduling a Report from the “Folders” Panel

ace secure data portal

Welcome: JE811ce | Applications ▾ | Preferences | Help Menu ▾ | Log Off

Home Documents AR-007B Periodic Daily S...

View ▾ New ▾ Organize ▾ Send ▾ More Actions ▾ Details

My Documents

Folders

- Public Folders
  - ACE
    - Help
    - Account Management
    - Account Revenue
      - Workflows
    - Entry Summary
    - Multi-Modal Manifest
    - Reference
    - Shared Reports
    - Transactions

Title ^	Type	Last Run	Instances	Description	Created By
Workflows	Folder				Administrator
AR-002 Aged Entry Data	Web Intelligence		0		Administrator
AR-006 Sub...	Web Intelligence		1		Administrator
AR-007 Per...	Broken Web Intelligence	Nov 4, 2013 6:15 AM	2	This report displays a Periodic	Administrator
AR-007 P...	Import Web Intelligence	Jul 16, 2014 9:08 AM	10	This report displays a Periodic	Administrator

View  
Properties  
Schedule  
Mobile Properties  
Categories  
Document Link  
Organize >  
Send >  
Details

Search

Total: 5 items



U.S. Customs and  
Border Protection



# ACE Reports

## Scheduling a Report from the “My Favorites” Panel

The screenshot shows the SAP BusinessObjects interface. The top navigation bar includes 'Home' and 'Documents'. The left sidebar shows 'My Documents' with a tree view containing 'My Favorites', 'Carlos Rodriguez', 'G Gula', 'Inbox', 'My Alerts', and 'Subscribed Alerts'. The main area displays a table of reports. A context menu is open over the selected report 'MMM-9022 BOL Status - 2 Hour Refresh - G Gula', with the 'Schedule' option circled in blue.

Title ^	Type	Last Run	Instances
Carlos Rodriguez	Folder		
G Gula	Folder		
AM-068 Entry Summary Report Carlos Rodriguez Test	Web Intelligence		2
MMM-9022 BOL Status - 2 Hour Refresh - G Gula	Web Intelligence		0

Context Menu Options:

- View
- Properties
- Modify
- Mobile Properties
- Schedule**
- Categories
- Document Link
- New >
- Organize >
- Send >
- Details

Total: 4 items





## Scheduling a Report from the “My Favorites” Panel

The screenshot displays the ACE secure data portal interface. At the top, the portal's name and navigation links are visible. The main content area shows a 'Schedule' window for a specific report instance.

**ace secure data portal** | Welcome: [ ] | Applications ▼ | Preferences | Help Menu ▼ | Log Off [ ]

Home | **Documents**

View: **Schedule – MMM-9022 BOL Status - 2 Hour Refresh - Webinar**

**My**

- ▼ Schedule
- Instance Title
- Recurrence
- Prompts
- Formats
- Caching
- Events
- Scheduling Server Group
- Destinations

**Instance Title**  
MMM-9022 BOL Status - 2 Hour Refresh - Webinar

Schedule Cancel



# ACE Secure Data Portal

## Launching Authorized Data Extracts

**ace secure data portal** U.S. Customs and Border Protection

Welcome, [User Name]

Home Accounts References Tools

**Task Selector**

Select Account Type  
View: Broker GO

Select Task

- [Accounts](#)
- [Change History](#)
- ▶ [Reports](#)
- [BAL](#)
- [Action Plan](#)
- [Statements](#)
- [LPCs](#)
- [Declarations](#)
- [Mode of Communication](#)

**Account Selector List**

View Settings  
Sort by: --Select-- Go

**Accounts**

- CBP Incorporated

**Broker Summary**

Name: CBP Incorporated ACE ID: 0005676506

**Launch Reports and Quickview Tool**

Click the launch button to access additional reports. This allows you to customize, schedule and view standard, advanced and customized reports, as well as providing the ability to save multiple report instances over time.

In addition, you may print and or download your reports using the tool.

Launch Tool

**Launch Extracts**

Click the launch button to access Authorized Data Extracts, to schedule new extracts or download the results of previously requested extracts.

Launch Extracts



U.S. Customs and  
Border Protection



# ACE Secure Data Portal

## Launching Authorized Data Extracts

(Cont'd)

 **ace secure data portal** U.S. Customs and Border Protection [Logout](#)

[ACE Data Extracts](#) [Home](#) [Report Types](#)


[Available Reports](#) 

[Request New Report](#)


You have no reports available for downloading at this time.

[Requested Reports](#) 

You have not requested any reports.

 **ace secure data portal** U.S. Customs and Border Protection [Logout](#)

[ACE Data Extracts](#) [Home](#) [Report Types](#)

[New Reports](#) Account:  

**Report Type**

- [AD-001 Entry Summary Report](#)
- [AD-002 ADD/CVD Case Report](#)
- [AD-003 Cargo Entry Report](#)
- [AD-004 Cargo Exam Result Report](#)
- [AD-005 Team Review Report](#)
- [AD-006 Account Revenue - Receivables Report](#)
- [AD-008 Account Revenue - Aged Entry Report](#)
- [AD-8027 Trade Aged Liquidation ADCVD Entry Summary Report](#)




U.S. Customs and  
Border Protection



# ACE Secure Data Portal

## Launching Authorized Data Extracts

(Cont'd)

 **ace secure data portal** U.S. Customs and Border Protection [Logout](#)

ACE Data Extracts   Home   Report Types

New Report Request: AD-001 Entry Summary Report Account: 0005676506

\* Enter Description for Report:

Include All Brokers ☒

\* Include Selected Broker Code(s):

Include All Importers ☒

\* Include Selected Importer Number(s):

Include Entries with no Entry Date: ☐

\* Entry Report Creation Date (Begin):

\* Entry Report Creation Date (End):

\* Entry Report Entry Date (Begin):

\* Entry Report Entry Date (End):

[Back](#)



U.S. Customs and  
Border Protection



# Agenda

- ACE Plan Forward Update
- Overview of the Document Image System (DIS)
- ACE Reports Demonstration
- References and Resources
- Questions and Answers Session



# ACE Reports Training Resources on CBP.gov



The screenshot shows the CBP website header with the U.S. Department of Homeland Security logo and the text "U.S. Customs and Border Protection". A search bar and social media icons are also visible. The main navigation bar includes links for "About CBP", "Newsroom", "Travel", "Trade", "Border Security", and "Careers". Below this, a breadcrumb trail reads: "HOME > TRADE > ACE - AUTOMATED COMMERCIAL ENVIRONMENT TECHNICAL INFORMATION > ACE REPORTS TRAINING AND USER GUIDES".

The "Trade" sidebar on the left lists the following links:

- Basic Import and Export
- For The Trade Community
  - ACE and Automated Systems
  - Getting Started with Automated Systems
  - Technical Documentation
  - ACE Technical

The main content area is titled "ACE Reports Training and User Guides" with the subtitle "Training information on running standard ACE reports and using new ad hoc reporting capabilities". It features two primary links:

- Updated ACE Reports User Guide: New Interface for all ACE Report Users**  
Training information on running standard and modified reports with the new ACE Reports interface, which was implemented on November 2, 2013, concurrent with ACE Deployment A.  
[Read more >](#)
- Updated ACE Data Extracts Quick Reference Guide**

On the right side, there is a graphic for "ACE Web Based Training" and a box for "Receive updates on ACE and CBP automated systems" with a "CSMS Cargo Systems Messaging Service" button.

The following ACE Reports training resources are available at CBP.gov:

- Updated ACE Reports User Guide  
[http://www.cbp.gov/sites/default/files/documents/ace\\_report\\_user.pdf](http://www.cbp.gov/sites/default/files/documents/ace_report_user.pdf)
- Updated ACE Data Extracts Quick Reference Guide  
[http://www.cbp.gov/sites/default/files/documents/ace\\_qrg.pdf](http://www.cbp.gov/sites/default/files/documents/ace_qrg.pdf)



U.S. Customs and  
Border Protection



# Document Image System (DIS) Information on CBP.gov

The screenshot shows the CBP.gov website. The header includes the U.S. Department of Homeland Security logo and the text "U.S. Customs and Border Protection". Below the header is a navigation bar with links: "About CBP", "Newsroom", "Travel", "Trade", and "Border Security". A breadcrumb trail reads: "HOME > TRADE > ACE - AUTOMATED COMMERCIAL ENVIRONMENT TECHNICAL INFORMATION > AUTOMATED COMMERCIAL ENVIRONMENT (ACE) FEATURES".

The main content area is titled "Automated Commercial Environment (ACE) Features". It includes a paragraph: "ACE features modernize and streamline trade processing across all sectors. ACE capabilities cover Manifest, Cargo Release, Entry Summary, Export and Partner Government Agencies (PGAs). As CBP continues to progress toward the completion of ACE, the features and benefits for both government and industry will continue to grow. By the end of 2016, ACE will be the Single Window for trade processing."

Below this text is a table with tabs for "ACE 101", "Manifest", "Cargo Release", and "Entry Summary". The "ACE 101" tab is active, showing a sub-tab for "Exports" and "PGA Integration". The content under "PGA Integration" states: "ACE is working closely with Partner Government Agencies (PGAs) to implement the Single Window, which is part of the International Trade Data System (ITDS) initiative. Key single window capabilities have been deployed, including the Document Image System (DIS), PGA Interoperability, and the PGA Message Set."

Below the text is a list of links:

- Importance of the Single Window
- ACE Document Image System Capabilities
- ACE Document Image System Scenarios
- Document Image System Questions and Answers

On the left side of the page is a sidebar with a "Trade" section containing links: "Basic Import and Export", "For The Trade Community", "ACE and Automated Systems", "Getting Started with Automated Systems", "Technical Documentation", "ACE Technical Information", "ACE Federal Register Notices", "Automated Commercial System/Broker Interface", "Automated Export System", and "ACE Features".

On the right side of the page is a sidebar with sections: "ACE Secure Data Portal" (with "Log In" and "Apply for an Account" links), "Stay Informed" (with "Sign Up for Email Messages", "Find an Outreach Event", and "Learn about the Trade Support Network (TSN)" links), and "Support Resources" (with a "Training and" link partially visible).

The following DIS documents are available at CBP.gov:

- ACE DIS Trade Scenarios

[http://www.cbp.gov/sites/default/files/documents/dis\\_trade\\_scenarios\\_1.pdf](http://www.cbp.gov/sites/default/files/documents/dis_trade_scenarios_1.pdf)

- DIS Questions and Answers

[http://www.cbp.gov/sites/default/files/documents/dis\\_qa\\_3.pdf](http://www.cbp.gov/sites/default/files/documents/dis_qa_3.pdf)



U.S. Customs and  
Border Protection



# Sign Up for ACE Alerts from the Cargo Systems Messaging Service (CSMS)

What is the Cargo Systems Messaging Service (CSMS)?

- CSMS a subscription-based broadcast message system for users of CBP automated commercial trade systems
- CSMS subscribers will receive email messages with the latest news and information from CBP about ACE and other automated systems
- Messages include information on all commercial systems, including truck e-Manifest, air manifest, rail manifest, ocean manifest, and Automated Broker Interface (ABI)

CSMS offers subscribers two ways to get information:

1. Messages e-mailed directly to subscribers
2. Messages also stored on a searchable database, accessible via CBP.gov

Subscribe for CSMS messages

<https://public.govdelivery.com/accounts/USDHSCBP/subscriber/new?pop=t&qsp=938>

Visit the CSMS home page to search for messages

[http://apps.cbp.gov/csms/csms.asp?display\\_page=1](http://apps.cbp.gov/csms/csms.asp?display_page=1)



U.S. Customs and  
Border Protection





# Online ACE Resources



## Complete an ACE Portal Application

The application to request your free ACE Portal account can be found on CBP.gov

[http://www.cbp.gov/sites/default/files/documents/ace\\_portal\\_app\\_2013114.pdf](http://www.cbp.gov/sites/default/files/documents/ace_portal_app_2013114.pdf)



## Learn to Use ACE

Access web-based training courses online

[http://nemo.cbp.gov/ace\\_online](http://nemo.cbp.gov/ace_online)

To find additional information and resources, visit the ACE Home Page

[www.cbp.gov/ace](http://www.cbp.gov/ace)

- CBP Automated Systems
- Training and Reference Guides
- Getting Started with ACE
- Technical Documentation



U.S. Customs and  
Border Protection



# Agenda

- ACE Plan Forward Update
- Overview of the Document Image System (DIS)
- ACE Reports Demonstration
- References and Resources
- Questions and Answers Session



# Question and Answer Session

If you have a question at this time, please type it into the Q&A pod. We will attempt to answer as many questions as we can in the time available.

For more information, visit our Frequently Asked Questions page:

<http://www.cbp.gov/trade/automated/ace-faq>



**U.S. Customs and  
Border Protection**