

Message

From: (b)(6), (b)(7)(C)
 Sent: 8/3/2023 1:29:00 AM
 To: (b)(6), (b)(7)(C)
 CC: (b)(6), (b)(7)(C) BEMILLER, DAVID S (b)(6), (b)(7)(C)
 Subject: Fwd: (b)(7)(E) EGT/Deceased Subject/08-02-2023 (Update: 2)
 Attachments: IMG-20230802-WA0005.jpg; IMG-20230802-WA0006.jpg; 062dd4de-3ad3-4572-9489-5180d08e4622.jpg; (b)(7)(E) Deceased Subject 08-02-2023.pdf; IMG-20230802-WA0002.jpg; IMG-20230802-WA0003.jpg; IMG-20230802-WA0004.jpg

Good evening Chief,

It appears the body floated from the Local Down area (b)(7)(E) to the (b)(7)(E) where the floating barrier was placed.

We'll be working on a BLUF with additional info and pics.

(b)(6)

(A)Deputy Chief Patrol Agent
Del Rio Sector

(b)(6)

From: Evolving Situation Report (b)(6), (b)(7)(C)
 Sent: Wednesday, August 2, 2023 8:13:45 PM
 To: (b)(7)(E) Supervisors (b)(7)(E); DRT-BIC (b)(7)(E); DRT-FOB STAFF (b)(7)(E); (b)(7)(E); DRT-ESR (b)(7)(E); (b)(6)
 Cc: (b)(6) (b)(7)(C) <(b)(6) (b)(7)(C)>@cbp.dhs.gov; (b)(6) (b)(7)(C) <(b)(6) (b)(7)(C)>@cbp.dhs.gov
 Subject: ESR- (b)(7)(E) Deceased Subject/08-02-2023 (Update: 2)

UPDATES:

| | Date/Time | Update | Created By |
|---|------------------|---|-------------------|
| 2 | 08/03/2023 20:13 | Final Update: Including DRT-ESR for visibility, no further updates expected. | |
| 1 | 08/02/2023 14:35 | UPDATE 1: At approximately 1315 Hrs. (b)(7)(E) Riverine Agents notified that Grupo Beta recovered a subject near the (b)(7)(E) Area possibly matching the description of the original call out. DRT FOB Agent (b)(6), (b)(7)(C) Informed EGT Supervisors that Grupo Beta only recovered one subject | (b)(6), (b)(7)(C) |

in the local down area. The approximate distance between the original reported location and the recovered location is one mile. See attachments for further information. No further updates are expected.

Evolving Situation Report (b)(7)(E)

Deceased Subject

Aug 02, 2023

GPS Coordinates: (b)(7)(E)

SITUATION:

On August 2, 2023, at approximately 0925 hours, (b)(7)(E) River Marine Unit advised that they observed a deceased male near the (b)(7)(E) Area (b)(7)(E) on the Mexican Side of the river at the following coordinates (b)(7)(E)

We are requesting for the Del Rio Foreign Operations Branch to advise Grupo Beta to recover the remains.

UPDATE TO FOLLOW.


SWAP | ESR

This document and any attachment(s) may contain restricted, sensitive, and/or law enforcement-sensitive information belonging to the US. Government. It is not for release, review, retransmission, dissemination, or use by anyone other than the intended recipient. If you received this communication in error, please immediately notify the sender and delete or destroy this communication and all attachments.


(b)(7)(E)

(b)(6), (b)(7)(C)


(b)(7)(E)



(b)(6), (b)(7)(C)



(b)(6), (b)(7)(C)



(b)(6), (b)(7)(C)

Depth

— — — — — f
— — — — — t

Time of Day

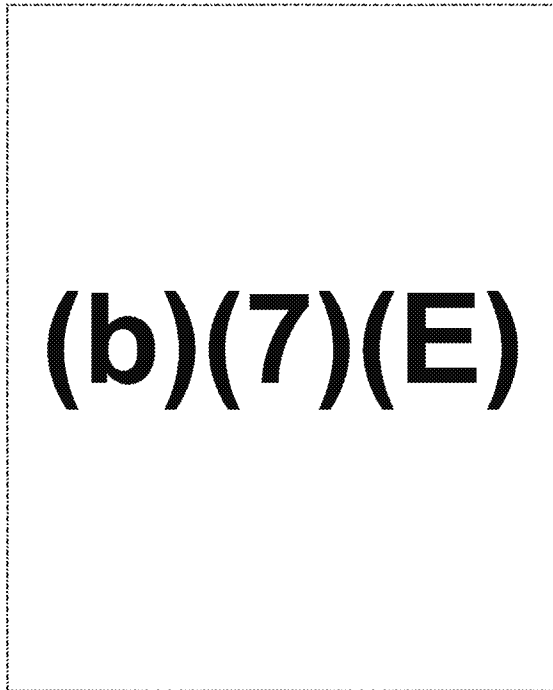
09:18 AM

GPS Position

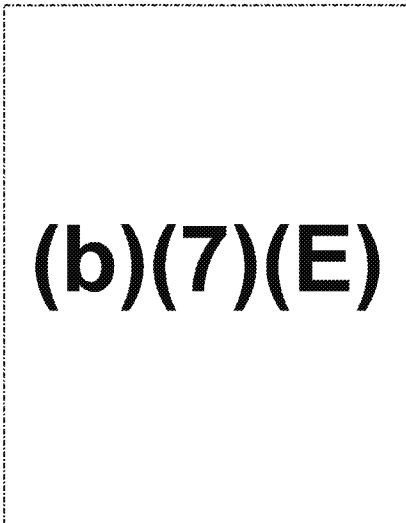
(b)(7)(E)


0.8mi

INITIAL CONTACT REPORTED AT 0925 by EGS R (b)(6), (b)(7)(C) PATROL:



FINAL RECOVERY BY (b)(6), (b)(7)(C) AT 1315 HRS:





(b)(6), (b)(7)(C)

0.00

351E

(b)(7)(E)

12:47:45

GARMIN

Message

From: HUDAK, MATTHEW J (b)(6), (b)(7)(C)
Sent: 8/18/2023 1:58:18 PM
To: OWENS, JASON D (b)(6), (b)(7)(C)
CC: (b)(6), (b)(7)(C); BEMILLER, DAVID (b)(6), (b)(7)(C)
Subject: FW: Buoy Barrier
Attachments: Buoy Barrier Overview and Requirements 01.19.2023 V4.pptx; BUOY BARRIER Demonstration Report.docx

Chief,

Attached is the work that PMOD and SPAD did on the floating barriers. The PPT was put together earlier this year when it came up as an option presented by BP to S1 (b)(7)(E). There was discussion but the concept did not get support to move forward.

-Matt

From: (b)(6), (b)(7)(C)
Sent: Friday, August 18, 2023 9:29 AM
To: HUDAK, MATTHEW J (b)(6), (b)(7)(C);
(b)(6), (b)(7)(C)
Cc: (b)(6), (b)(7)(C)
Subject: Buoy Barrier

Deputy Chief, as requested, please find attached a copy of the Buoy Barrier Overview and Requirements information we put together earlier in the year for our discussion with S1 and a copy of the Buoy Barrier testing report jointly conducted by SPAD & PMOD back in 2020 in Artesia, NM.

Please let us know if you need any other information.

Thanks,

(b)(6), (b)(7)(C)
Infrastructure Portfolio
Program Management Office Directorate
U.S. Border Patrol
(b)(6), (b)(7)(C)

U.S. Customs and Border Protection

United States Border Patrol

Buoy Barrier Priority Locations

January 19, 2023

FOR OFFICIAL USE ONLY/PRE-DECISIONAL

3/7/2024

Office of Counterterrorism and Threat Prevention

REL0000000045_0001_0001

(b)(5), (b)(7)(E)

3/7/2024

Office of Counterterrorism and Threat Prevention

(b)(5), (b)(7)(E)

3/7/2024

Office of Counterterrorism and Threat Prevention

(b)(5), (b)(7)(E)

(b)(5), (b)(7)(E)

(b)(5), (b)(7)(E)

(b)(5), (b)(7)(E)

3/7/2024

Office of Counterterrorism and Threat Prevention

(b)(5), (b)(7)(E)

(b)(5), (b)(7)(E)

(b)(5), (b)(7)(E)

(b)(5), (b)(7)(E)

(b)(5), (b)(7)(E)


(b)(5), (b)(7)(E)

(b)(5), (b)(7)(E)

(b)(5), (b)(7)(E)

(b)(5), (b)(7)(E)

3/7/2024



3/7/2024

Office of Counterterrorism and Threat Prevention

BUOY BARRIER Demonstration Report
ARTESIA, NEW MEXICO
JUNE 1-3, 2020

A buoy barrier system consisting of eight, three-foot diameter buoys was assessed for potential operational utility for the United States Border Patrol. Testing of the eight buoys began in the pool at the Federal Law Enforcement Training Center (FLETC) with the strand of buoys beginning in the shallow water (4 feet approximately) and continuing into the deep water (approximately 10 feet). (b)(7)(E)

(b)(7)(E) Members of the Program Management Office Directorate and Strategic Planning and Analysis Directorate recorded the data from the tests relative to the following criteria:

- Value that a buoy barrier would add to the larger border wall system by providing impedance to the international border in a marine environment
- Value that a buoy system would add in dissuading potential illegal entrants from crossing in dangerous marine environments
 - Can CBP and the USBP, through deterrence, decrease the amount of drownings that occur when illegal entrants cross the swift and unpredictable currents in marine environments along the U.S./Mexico International Border?

• (b)(7)(E)

Several representatives from the Southwest border sectors attended the event and provided unique operational perspectives for their respective areas of operation. The resulting feedback provided valuable perspective into the feasibility of a potential deployment of a buoy barrier system. Live tests and table top discussions were shaped with the input, questions and concerns provided by the sector SMEs.

Executive Summary:

The buoy barrier system (BBS) can provide capability in a water-based border environment that does not currently exist. The BBS can be utilized to deter entries in dangerous water environments and shift entries to other areas. While not impervious to breaching, the BBS provides a level of impedance that, when leveraged with technology, will enable a quicker response by law enforcement and improve the agents' ability to achieve operational control (OPCON). The design of the BBS allows it to be relocated and redeployed to target areas as needed.




Figure 1: Static demonstration of the differing buoy barrier blade configurations




Figure 2: Water demonstration of the differing buoy configurations

(b)(7)(E)

(b)(7)(E)

Synopsis:

-
-
-
-
-
-
-

(b)(7)(E)

(b)(7)(E)

Figure 3: Static demo of a buoy barrier anchoring system option

Optional Design Adjustments for the Border Security Mission:

The buoy barriers can be modified from the proposed design to meet the requirements established by the U.S. Border Patrol. Modifications would be addressed on a case-by-case basis, dependent upon the operational requirements established in concert with sector commanders and subject matter experts. The modifications below were identified as a result of the testing and have the ability add to the buoy barrier's capabilities:

- -
 -
 -
 -
 -
 -
 -
- (b)(7)(E)**

Sector Synopses:

Rio Grande Valley Sector

(b)(7)(E)

San Diego Sector

(b)(7)(E)

(b)(7)(E)




Figure 4: Coastal border in SDC and possible deployment location of the buoy barrier in a secondary barrier capacity

The buoy barrier system was tested in the static pool in Artesia, New Mexico. The degree with which it can withstand being deployed in a surf zone, or the degree to which it will require increased maintenance, remains untested. To employ this barrier system in conjunction with the anti-dive wire fencing would be an effective deterrent in the (b)(7)(E) area; however, this benefit should be weighed against the initial and continued costs, as well as the systems limitations.

Laredo Sector

(b)(7)(E)

Buoy Barrier Assessed Criteria:

(b)(7)(E)

Demonstration Findings Statement:

Based upon the observations from this demonstration and the criteria assessed, a buoy barrier system would add waterborne impedance and denial capabilities to the U.S. Border Patrol impedance and denial toolkit; a capability that does not currently exist. The ability to slow or stop illegal entries through water environments is significant in that it creates a potentially lifesaving deterrent to illicit activity in some of the most dangerous crossing areas along the southwest border. Dissuading illegal entries from occurring in these environments is expected to decrease the number of accidental drownings by persons attempting illegal entry and, in cases where the entry is not deterred, allows for additional time for agents to respond and bring the event to a satisfactory law enforcement resolution. Based on these initial findings, buoy barriers are expected to facilitate the creation of a safer border environment while also facilitating increased operational control of highly dangerous and vulnerable border areas. It is therefore recommended that the U.S. Border Patrol consider the strategic deployment of buoy barriers at or along water based border environments.

U.S. Border Patrol Internal Video Link to the assessment:

Buoy Barrier Assessment, Artesia, New Mexico June 2020

Video available upon request. Please direct inquiries to Strategic Planning and Analysis Directorate (SPAD) Assistant Chief [redacted]

[redacted]

~~FOR OFFICIAL USE ONLY (FOUO)~~

THIS PAGE INTENTIONALLY LEFT BLANK

Day 1 Testing – Buoy Breaching

(b)(7)(E) Buoy - Unassisted

(b)(7)(E)

(b)(7)(E) Buoy - Assisted

(b)(7)(E)

(b)(7)(E) Buoy - Assisted

(b)(7)(E)

(b)(7)(E) Buoy - Assisted

(b)(7)(E)

(b)(7)(E) Assisted

(b)(7)(E)

(b)(7)(E) Assisted

(b)(7)(E)

(b)(7)(E) - Assisted

(b)(7)(E)

(b)(7)(E)

Day 2 Testing – Buoy Breaching Continued

(b)(7)(E)

Buoy - Assisted

(b)(7)(E)

(b)(7)(E)

Buoy - Assisted

(b)(7)(E)

(b)(7)(E)

Buoy - Assisted

(b)(7)(E)

(b)(7)(E)

Buoy - Assisted

(b)(7)(E)

(b)(7)(E)

Buoy - Assisted

(b)(7)(E)

(b)(7)(E)


Buoy - Assisted

(b)(7)(E)

(b)(7)(E)

Buoy - Assisted

(b)(7)(E)



(b)(6), (b)(7)(C)

Figure 4.

(b)(7)(E)

(b)(7)(E)

(b)(7)(E)

Day 2 Testing Continued – **(b)(7)(E)** Breaching

(b)(7)(E)

(b)(7)(E)

Day 3 Testing – Out of the Water – Power Tool Destructive Resistance Testing

(b)(7)(E)

(b)(7)(E)

Message

From: (b)(6), (b)(7)(C)
Sent: 8/3/2023 10:51:14 AM
To: (b)(6), (b)(7)(C); HUDAK, MATTHEW J (b)(6), (b)(7)(C)
BEMILLER, DAVID S (b)(6), (b)(7)(C)
Subject: Re: Body found in river buoys at Mexico border amid criticism of policy | Reuters

Chiefs,

Good morning. Please see the below statement.

CBP Statement

On August 2, 2023, at approximately 9:25 a.m. CDT, U.S. Border Patrol agents at Eagle Pass, Texas, spotted a body in the Rio Grande near the Mexico side of the river. Agents advised the Government of Mexico's Grupo Beta rescue unit, which responded and later recovered the body. Please refer questions to the Government of Mexico.

Regards,

(b)(6), (b)(7)(C)
Acting Director
Strategic Communications
U.S. Border Patrol Headquarters
Cell (b)(6), (b)(7)(C)

From: (b)(6), (b)(7)(C)
Sent: Thursday, August 3, 2023 6:43:37 AM
To: HUDAK, MATTHEW J (b)(6), (b)(7)(C); BEMILLER, DAVID S (b)(6), (b)(7)(C)
(b)(6), (b)(7)(C)
Cc: (b)(6), (b)(7)(C)
Subject: RE: Body found in river buoys at Mexico border amid criticism of policy | Reuters

GM Chief,

Body was observed by DRT marine unit 1 mile from the buoy system and notified GoM since it was on the Mexican side of the river. The body floated downriver until being recovered by the buoy system by GoM.

I attached the ESR from DRT.

OPA inquired about this late last night and we provided the same information (b)(6), (b)(7)(C) also flagged it for front office and SBCC with the same story about the buoy system causing the drowning.

Respectfully,

(b)(6), (b)(7)(C)
Acting Deputy Chief
Law Enforcement Operations Directorate
U.S. Border Patrol Headquarters
Cell (b)(6), (b)(7)(C)

From: HUDAK, MATTHEW J (b)(6), (b)(7)(C)
Sent: Thursday, August 3, 2023 6:36 AM
To: BEMILLER, DAVID S (b)(6), (b)(7)(C)

(b)(6), (b)(7)(C)

Cc: (b)(6), (b)(7)(C)

Subject: Body found in river buoys at Mexico border amid criticism of policy | Reuters

Good Morning,

Is this a case we have any further info on?

MEXICO CITY, Aug 2 (Reuters) - A body was found stuck in a barrier of buoys installed by Texas authorities in the Rio Grande river, which straddles the U.S.-Mexico border, Mexico's foreign ministry said on Wednesday while expressing fresh safety concerns over the floating fence.

<https://www.reuters.com/world/americas/body-found-river-buoys-mexico-border-amid-criticism-policy-2023-08-03/>

Message

From: BEMILLER, DAVID S (b)(6), (b)(7)(C)
Sent: 8/5/2023 10:56:06 AM
To: CHAVEZ, GLORIA I (CHIEF) (b)(6), (b)(7)(C)
CC: (b)(6), (b)(7)(C)
Subject: Re: Texas Department of Public Safety enhanced presence in (b)(7)(E) RGC

Good Morning Chief,

Thank you for the update and information!

David S. BeMiller
Chief
Law Enforcement Operations
U.S. Border Patrol HQ

From: CHAVEZ, GLORIA I (CHIEF) (b)(6), (b)(7)(C)
Sent: Saturday, August 5, 2023 1:02:02 AM
To: BEMILLER, DAVID (b)(6), (b)(7)(C)
Cc: S (b)(6), (b)(7)(C)
Subject: Fwd: Texas Department of Public Safety enhanced presence in (b)(7)(E) RGC

Chief Bemiller - For your sit awareness only; no action necessary at this time. Just want to make sure you all are tracking.

(b)(5)

FYI - DPS still has a presence in Brownsville (b)(7)(E) also. See below.

More to follow.

Regards,
Gloria I. Chavez
Chief Patrol Agent
Rio Grande Valley Sector
U.S. Border Patrol

(b)(6), (b)(7)(C)

From: (b)(6), (b)(7)(C)
Sent: Friday, August 4, 2023 9:19 PM
To: CHAVEZ, GLORIA I (CHIEF) (b)(6), (b)(7)(C)
Cc: (b)(6), (b)(7)(C)
(b)(6), (b)(7)(C)
Subject: Fwd: Texas Department of Public Safety enhanced presence in (b)(7)(E) RGC

Good evening Chief and Deputy

Please see information regarding current situation in RGC station

Thank you
Doc
[Get Outlook for iOS](#)

From: (b)(6), (b)(7)(C)
Sent: Friday, August 4, 2023 9:01:44 PM
To: (b)(6), (b)(7)(C)
(b)(6), (b)(7)(C)
Cc: (b)(6), (b)(7)(C)
(b)(6), (b)(7)(C)
Subject: Texas Department of Public Safety enhanced presence in (b)(7)(E) RGC

Good evening,

On today's date at approximately 7:00 p.m., Texas DPS Regional Director (RD) (b)(6) notified (b)(7)(E) that the State of Texas will be enhancing its presence in an area known as (b)(6). This area has been significantly impacted by the recent migration surge in (b)(6) over the last week apprehensions in this location have tripled averaging nearly 500 in a 24hr cycle. This resurgence in migration flow has been noted by the State of Texas, mainly because the described area is the primary location of the Texas Border Wall. RD (b)(6) stated that there would be an increase in Texas Department of Public Safety Troopers (DPS) and Texas Military Division Soldiers (TMD) along with additional military vehicles being placed as a deterrent. Additionally, C-Wire has already been reinforced in the area by the State of Texas over the last several weeks. The additional presence will cause challenges for an already complex situation. The RGC AOR has (b)(7)(E) miles of border (the largest of all RGV stations), with limited infrastructure and lateral access. With this enhanced posture, migrants will be forced to travel to other locations both east and west of the (b)(7)(E) area and may disrupt USBP response efforts.

To be noted, we have listed several immediate concerns:

- (b)(5), (b)(7)(E)
-
-

Should the State of Texas presence impact or displace current operations, additional transportation capabilities (5-10 dedicated buses with drivers) as well as continued medical support via dedicated EMTs and rapid deployable shelter capabilities will be required to ensure the safe and humane treatment, processing, and transportation of migrants.

Thank you,

(b)(6), (b)(7)(C)

Deputy Patrol Agent in Charge
(b)(7)(E) Station

(b)(6), (b)(7)(C)

UNITED STATES DISTRICT COURT
WESTERN DISTRICT OF TEXAS
AUSTIN DIVISION

| | | |
|-------------------------------------|---|---------------------|
| UNITED STATES OF AMERICA, | § | No. 1:23-CV-853-DAE |
| | § | |
| Plaintiff, | § | |
| | § | |
| vs. | § | |
| | § | |
| GREG ABBOTT, in his capacity as | § | |
| Governor of the State of Texas, and | § | |
| THE STATE OF TEXAS | § | |
| | § | |
| Defendants. | § | |

ORDER GRANTING IN PART AND DENYING IN PART DEFENDANTS’
MOTION FOR EXPEDITED DISCOVERY

Before the Court is an Opposed Motion for Expedited Discovery filed by Defendants Greg Abbott, in his official capacity as Governor of the State of Texas, and the State of Texas (together, “Defendants” or “Texas”) on July 31, 2023. (Dkt. # 11.) Texas seeks to conduct depositions of six of the eight declarants whom Plaintiff United States of America (the “United States”) used to support its Motion for Preliminary Injunction. (*Id.*; see Dkt. # 5.) The United States filed its Response on August 2, 2023. (Dkt. # 14.) For the following reasons, the Court **GRANTS IN PART** and **DENIES IN PART** Defendants’ Motion for Expedited Discovery. (Dkt. # 11.)

BACKGROUND

On July 24, 2023, the United States filed this civil enforcement action under sections 12 and 17 of the Rivers and Harbors Appropriation Act of 1899, 33 U.S.C §§ 406 and 413 (the “RHA”), against Texas. (Dkt. # 1.) The United States alleges that Texas violated Section 10 of the RHA through its (1) construction of a floating barrier and related infrastructure in the Rio Grande River without authorization from the United States Army Corps of Engineers (the “Corps”) and, (2) creation of an obstruction to the navigable capacity of that waterway without affirmative Congressional authorization. 33 U.S.C. § 403. (Id. ¶ 2.) Through the instant action, the United States aims to enjoin Defendants from further constructing or maintaining structures or obstructions in the navigable waters of the United States, except in compliance with the RHA and other applicable law. (Id. ¶ 35.) The United States also seeks to compel Defendants, at their own expense, to remove all such extant structures and obstructions in the Rio Grande River. (Id. ¶ 4.)

On July 26, 2023, the United States filed an Opposed Motion for Preliminary Injunction seeking the relief outlined above until a final judgment on the merits is entered in this case. (Dkt. # 5.) Texas filed the instant Motion for

Expedited Discovery on July 31, 2023, seeking limited discovery in advance of its responsive deadline of August 9, 2023.¹ (Dkt. # 11.)

LEGAL STANDARD

District courts have “wide discretion” to control the “scope and pace of discovery,” and that discretion extends to managing the timing of discovery. In re Ramu Corp., 903 F.2d 312, 318 (5th Cir. 1990). Still, parties may seek expedited discovery through court order. FED. R. CIV. P. 26 (providing that a party may seek discovery before the Rule 26(f) conference if “authorized by . . . court order”); see also FED. R. CIV. P. 34(b)(2)(A) (providing that shorter response times to discovery requests “may be ordered by the court”). Although the Federal Rules do not provide a standard for the Court to use in exercising its authority to order expedited discovery, courts generally use either (1) a “preliminary-injunction-style analysis,” or (2) a “good cause standard.” Stockade Cos., LLC & Stockade Franchising, LP v. Kelly Rest. Group, LLC, 1:17-CV-143-RP, 2017 WL 2635285, at *2 (W.D. Tex. June 19, 2017) (quoting Greenthal v. Joyce, 4:16-CV-41, 2016 WL 362312, at *1 (S.D. Tex. Jan. 29, 2016)). “While the Fifth Circuit has not explicitly adopted a standard to determine whether a party is entitled to expedited discovery, the majority of courts in this Circuit have adopted the ‘good cause’

¹ Under the Local Rules, Texas has until August 9, 2023, to respond to the Motion for Preliminary Injunction, and the United States has until August 16, 2023, to reply. Local Rule CV-7(d)-(e).

standard.” Alamo Area Mut. Hous. Ass'n, Inc. v. Lazenby, No. 5:17-CV-634-DAE, 2017 WL 7052289, at *3–4 (W.D. Tex. July 19, 2017); see, e.g., Stockade, 2017 WL 2635285, at *2; Greenthal, 2016 WL 362312, at *1; Fiduciary Network, LLC v. Buehler, No. 3:15-CV-0808, 2015 WL 11120985, at *1 (N.D. Tex. Mar. 23, 2015); ELargo Holdings, LLC v. Doe-68.105.146.38, 318 F.R.D. 58, 61 (M.D. La. 2016).

Under the “good cause” standard for expedited discovery, “courts often consider ‘(1) whether a preliminary injunction is pending; (2) the breadth of the discovery requests; (3) the purpose for requesting the expedited discovery; (4) the burden on the defendants to comply with the requests; and (5) how far in advance of the typical discovery process the request was made.’” Stockade, 2017 WL 2635285, at *2 (quoting Greenthal, 2016 WL 362312, at *1). The party seeking expedited discovery bears the burden of showing good cause, and the subject matter of the expedited discovery requests should be narrowly tailored in scope. Id.; see also St. Louis Grp., Inc. v. Metals & Additives Corp., Inc., 275 F.R.D. 236, 240 (S.D. Tex. 2011).

DISCUSSION

The Court finds that Texas has met its burden of showing that good cause exists to permit limited expedited discovery. But the Court also finds Texas’ demand for five-hour depositions of six of the United States’ eight declarants

extremely broad and overly burdensome at this stage in the litigation. Thus, the Court limits the expedited discovery to that which Texas describes as its principal factual dispute—whether Texas’ buoy system constitutes an obstruction in the Rio Grande.

As the pendency of a preliminary injunction in this case is undisputed, the first consideration weighs in Texas’ favor. See, e.g., Accruent, LLC v. Short, No. 1:17-cv-858-RP, 2017 WL 8811606, at *1 (W.D. Tex. Nov. 8, 2017) (noting “that the pendency of a preliminary injunction hearing satisfies one criterion of the good-cause analysis”). The Court proceeds to evaluate the remaining good cause factors.

I. Purpose for Requesting Expedited Discovery

Courts allow expedited discovery at the preliminary injunction stage “to develop a factual record that will aid Defendant in responding to the PI motion.” NetChoice, LLC v. Paxton, No. 1:21-CV-840-RP, 2021 WL 7081122, at *2 (W.D. Tex. Oct. 22, 2021); see also Miner, Ltd. v. Anguiano, No. 3:19-cv-82, 2019 WL 9633302, at *2 (W.D. Tex. Mar. 20, 2019) (finding good cause existed for expedited discovery to “permit the parties to collect evidence that may be presented at the hearing on the motion for preliminary injunction”); Accruent, 2017 WL 8811606, at *1 (granting defendant’s request for expedited discovery to prepare for preliminary injunction hearing).

Texas’ asserted purpose in deposing the six declarants is to “probe” the “key factual assertions” offered by the United States in support of the preliminary injunction. (Dkt. # 11 at 5, 6.) Texas specifically argues that “[w]hen proceedings are filed to enjoin an obstruction, ‘it becomes a question of fact whether the act sought to be enjoined is one which fairly and directly tends to obstruct . . . the navigable capacity of a stream.’” (Dkt. # 11 at 4-5 (quoting United States v. Rio Grande Dam & Irrigation Co., 174 U.S. 690, 709 (1899).) Thus, Texas argues, it is “entitled” to investigate the declarants’ assertions as to whether the buoys “interfere with or diminish the Rio Grande’s capacity to be navigated” such that they violate the RHA. (Dkt. # 11 at 5.) This is the only factual dispute that Texas identifies with any particularity.²

Given that eligibility for a preliminary injunction depends in part on the United States’ likelihood of success on the merits,³ factual allegations as to the buoys’ obstruction of the Rio Grande do indeed supply a critical component of the United States’ obstruction claim.⁴ The Court finds it proper to allow expedited discovery for the limited purpose of investigating the factual assertions made by

² The Court notes that Texas fails to identify any particular fact that it takes issue with, or indicate its basis for doubt.

³ Moore v. Brown, 868 F.3d 398, 402–03 (5th Cir. 2017) (per curiam).

⁴ The relevance of declarants’ factual assertions about obstruction does not undermine the fact that the United States may well qualify for a preliminary injunction based solely on the other RHA violation alleged—the unapproved creation of a structure in the Rio Grande.

the declarants on obstruction. As described further below, however, Texas' discovery must be curtailed from its wide-ranging request.

II. Breadth of Discovery Requests

As currently fashioned, Texas' expedited discovery request is overly broad. Texas seeks to depose six of the eight declarants identified in the United States' Motion for Preliminary Injunction about everything from the ongoing harm the buoys have wreaked on U.S./Mexico relations to their potential interference with Border Patrol rescue operations. (Dkt. # 11 at 7 ("Texas disputes [whether the buoys have affected the navigability and public safety on the river], and that's just one example. The factual allegations abound.")) Other than Texas' allusion to a factual dispute on whether the buoys obstruct the Rio Grande, Texas does not point to any specific factual disputes which necessitate expedited discovery at this early stage. Moreover, Texas' intended questioning into, for instance, the "significant and ongoing harm to the United States' foreign relations with Mexico" goes to the issue of irreparable harm, which the United States points out may not even be necessary to the Court's resolution of the preliminary injunction. (Dkt. # 5 at 16 ("Numerous courts have concluded this rule [under which no balancing of interest or need to show irreparable injury is required when an injunction is sought to enforce a public-interest statute] applies to RHA Section 10 in particular."))

The Court agrees with the United States that several of the declarants merely recount information easily accessible to the public or provided by Texas' own representatives. (See Dkt. # 14 at 8 (clarifying that one "declaration largely recounts what he was told by Texas Department of Public Safety representatives at a public meeting" and one-third of a different declarant's statement merely "summarizes international treaties between the United States and Mexico concerning the Rio Grande").) Many of these declarations are extremely short, making the request for a five-hour deposition at this stage of the litigation extreme. (See Dkts. ## 5-3; 5-6.) Because "the subject matter of the discovery must be narrowly tailored in scope," the Court will limit Texas' expedited discovery in duration and in number. St. Louis Grp., Inc., 275 F.R.D. at 240. In accordance with this principle, the Court identifies three declarants who speak to the factual dispute of obstruction: Mario Gomez, Joseph Shelnett, and Captain Justin Peters. (Dkts. ## 5-2; 5-6; 5-8.) The Court will permit Defendants to conduct three-hour depositions of each of these individuals.

III. Burden to Comply with Expedited Discovery

Gomez, Shelnett, and Captain Peters are federal employees, making their availability within the control of the United States. Given that Defendants' response is due August 9, 2023, the Court finds it not unreasonable to require these depositions occur by August 7, 2023.


IV. How Far in Advance Request Made

Texas filed its request for expedited discovery five days after the Motion for Preliminary Injunction was filed. Correspondence between the parties indicates that Texas reached out to the United States with its request for the expedited depositions of many declarants the day after the Motion for Preliminary Injunction was filed. (Dkt. # 14-1 at 6.) Though the parties were unable to come to a resolution on the need for these depositions,⁵ the Court finds that the timing of this request does not counsel in favor or against permitting the expedited discovery.

In summary, Defendants' Motion for Expedited Discovery is **GRANTED IN PART** and **DENIED IN PART**: Defendants are permitted to depose Mario Gomez, Joseph Shelnut, and Captain Justin Peters on the issue of obstruction of the Rio Grande. Such depositions are to occur no later than August 7, 2023, and are limited to three hours.

IT IS SO ORDERED.

DATED: Austin, Texas, August 3, 2023.



David Alan Ezra
Senior United States District Judge

⁵ In large part, it appears, because of Texas' refusal to share more specific information about what factual disputes would be at issue. (Dkt. # 14-1 at 1-6.)

UNITED STATES DISTRICT COURT
WESTERN DISTRICT OF TEXAS
AUSTIN DIVISION

UNITED STATES OF AMERICA
Plaintiff

§
§
§
§
§
§
§
§
§
§

No. 1:23-CV-853-DAE

vs.

GREG ABBOTT, in his capacity as
Governor of the State of Texas, and
THE STATE OF TEXAS,

Defendants.

ORDER FOR BRIEFING AND SETTING HEARING

Before the Court is a Motion for Preliminary Injunction filed by Plaintiff the United States of America against Defendants Greg Abbott, in his official capacity as Governor of the State of Texas, and the State of Texas (together, “Defendants”) on July 24, 2023. (Dkt. # 1.)

Defendants are hereby **ORDERED** to submit briefing in response to the Motion for Preliminary Injunction **by or on August 9, 2023**. Plaintiff is **ORDERED** to submit reply briefing in in response **by or on August 16, 2023**.

The parties are to appear for a hearing on the Motion for Preliminary Injunction in Courtroom 2 of the Federal Courthouse, 501 W. 5th St., in Austin, Texas, at 9:00AM on August 22, 2023.

IT IS SO ORDERED.

DATED: Austin, Texas, August 3, 2023.



David Alan Ezra
Senior United States District Judge

Message

From: (b)(6), (b)(7)(C)
Sent: 7/31/2023 12:08:50 AM
To: RGV Command (b)(7)(E); RGV PAIC (b)(7)(E); RGV DPAICs (b)(7)(E)
CC: RGV OPS SOSs (b)(7)(E); RGV ACTT DIR (b)(7)(E); LEOD BPSCC (b)(7)(E); (b)(6), (b)(7)(C)
Subject: Operation Lone Star - Statistics, OPS and LPOPs DRT response UPDATE - 7/30/23
Attachments: [U-LES OLS Dashboard 072723.pdf](#); (U-LES) Total Activity Report 072723.pdf; 230721-230727 OLS Weekly Report.pdf

ALCON,

Please view latest OLS update and LPOP site totals.

TX DPS: (b)(7)(E)

- Florida HP expected to support Ops in RGV until end of August.
- A total of 23 states have committed assistance to THP, but all in the planning phase.

Task Force (b)(7)(E)

: (b)(7)(E)

Task Force (b)(7)(E)

: (b)(7)(E)

Task Force (b)(7)(E)

: (b)(7)(E)

TMD Engineers

- Engineers Cell fixing C-wire as needed.

Texas Parks & Wildlife Boats (TPW)

• (b)(7)(E)

DPS Jim Hogg Criminal Trespasser Prosecutions

- DPS Initiative with Jim Hogg Processing Center has had total (b)(7)(E) arrests for criminal trespassers.

OLS LP/OPs: (b)(7)(E)

(b)(7)(E)

- Task Force (b)(7)(E) is responsible for (b)(7)(E)
 - (b)(7)(E)
 - (b)(7)(E)
- Task Force (b)(7)(E) will be responsible for (b)(7)(E)
 - (b)(7)(E)
 - (b)(7)(E)
 - (b)(7)(E)
- Task Force (b)(7)(E) County

Total Identified Sites: (b)(7)(E) **Active Sites:** (b)(7)(E) **Inactive Sites:** (b)(7)(E) **Roving Patrols:** (b)(7)(E)

| | | | |
|----|------------------|----------|-----------|
| 1 | (b)(7)(E) | Inactive | |
| 2 | | Active | |
| 3 | | Inactive | |
| 4 | | Inactive | |
| 5 | | Inactive | |
| 6 | | Inactive | |
| 7 | | Active | (b)(7)(E) |
| 8 | | Inactive | |
| 9 | | Inactive | |
| 10 | | Inactive | |
| 11 | | Inactive | |
| 12 | | Inactive | |
| 13 | | Active | |
| 14 | | Inactive | |
| 15 | | Inactive | (b)(7)(E) |
| 16 | | Inactive | |
| 17 | | Inactive | |
| 18 | | Inactive | |

| | | | |
|----|-----------|----------|-----------|
| 19 | | Inactive | |
| 20 | | Inactive | |
| 21 | | Active | |
| 22 | | Inactive | |
| 23 | | Inactive | (b)(7)(E) |
| 24 | | Active | |
| 25 | | Inactive | |
| 26 | | Inactive | |
| 27 | | Active | |
| 28 | | Active | |
| 29 | | Inactive | |
| 30 | | Inactive | |
| 31 | | Inactive | (b)(7)(E) |
| 32 | | Inactive | |
| 33 | | Inactive | |
| 34 | | Inactive | |
| 35 | | Inactive | |
| 36 | | Inactive | |
| 37 | | Inactive | |
| 38 | (b)(7)(E) | Inactive | |
| 39 | | Inactive | |
| 40 | | Inactive | |
| 41 | | Inactive | |
| 42 | | Inactive | (b)(7)(E) |
| 43 | | Active | |
| 44 | | Active | |
| 45 | | Inactive | |
| 46 | | Inactive | |
| 47 | | Inactive | |
| 48 | | Inactive | |
| 49 | | Inactive | |
| 50 | | Inactive | |
| 51 | | Inactive | |
| 52 | | Inactive | |
| 53 | | Inactive | |
| 54 | | Inactive | |
| 55 | | Inactive | |
| 56 | | Inactive | |
| 57 | | Inactive | |
| 58 | | Inactive | |
| 59 | | Active | |
| 60 | | Inactive | |

| | | | |
|-----|------------------|----------|------------------|
| 61 | (b)(7)(E) | Inactive | (b)(7)(E) |
| 62 | | Active | |
| 63 | | Inactive | |
| 64 | | Inactive | |
| 65 | | Inactive | |
| 66 | | Inactive | (b)(7)(E) |
| 67 | | Inactive | |
| 68 | | Inactive | |
| 69 | | Inactive | |
| 70 | | Inactive | |
| 71 | | Inactive | |
| 72 | | Inactive | |
| 73 | | Active | |
| 74 | | Inactive | |
| 75 | | Inactive | |
| 76 | | Inactive | |
| 77 | | Inactive | |
| 78 | | Active | |
| 79 | | Inactive | (b)(7)(E) |
| 80 | | Active | |
| 81 | | Inactive | |
| 82 | | Inactive | |
| 83 | | Inactive | |
| 84 | | Inactive | |
| 85 | | Inactive | |
| 86 | | Inactive | |
| 87 | | Active | (b)(7)(E) |
| 88 | | Active | |
| 89 | | Active | |
| 90 | | Inactive | |
| 91 | | Active | |
| 92 | | Active | |
| 93 | | Active | |
| 94 | | Active | |
| 95 | | Inactive | |
| 96 | | Active | (b)(7)(E) |
| 97 | | Active | |
| 98 | | Active | |
| 99 | | Active | |
| 100 | | Active | (b)(7)(E) |
| 101 | | Inactive | |

| | | | |
|-----|------------------|----------|------------------|
| 102 | (b)(7)(E) | Active | (b)(7)(E) |
| 103 | | Active | |
| 104 | | Active | |
| 105 | | Active | |
| 106 | | Inactive | |
| 107 | | Inactive | |
| 108 | | Inactive | |
| 109 | | Active | |
| 110 | | Active | (b)(7)(E) |
| 111 | | Inactive | |
| 112 | | Inactive | |
| 113 | | Active | |
| 114 | | Active | (b)(7)(E) |
| 115 | | Active | |
| 116 | | Inactive | |
| 117 | | Inactive | |
| 118 | | Inactive | |
| 119 | | Inactive | |

(b)(6), (b)(7)(C)

DOD/OLS Liaison
 US Border Patrol – RGV Sector

(b)(6), (b)(7)(C)



OPERATION LONE STAR

Dashboard As of July 27, 2023

Activities in the Operation Lone Star Area of Interest

| | Criminal Arrests | Criminal Trespass Arrests | Felony Charges | Federal/Other Charges | Illegal Immigrant Apprehensions & Referrals | Illegal Entries Deterred | Ballouts |
|--------------|------------------|---------------------------|----------------|-----------------------|---|--------------------------|----------|
| TOTAL | 32,428 | 8,282 | 29,693 | 2,757 | 401,944 | 51,535 | 3,865 |

| | Marijuana Seizures (lbs.) | Cocaine Seizures (lbs.) | Meth Seizures (lbs.) | Heroin Seizures (lbs.) | Fentanyl Seizures (lbs.) | Fentanyl Lethal Doses | Currency Seizures (USD) | Firearms |
|--------------|---------------------------|-------------------------|----------------------|------------------------|--------------------------|-----------------------|-------------------------|----------|
| TOTAL | 26,485 | 5,196 | 12,685 | 127 | 393 | 89,068,681 | \$14,838,363 | 1,594 |

Statewide Operation Lone Star Activities

| | Marijuana Seizures (lbs.) | Cocaine Seizures (lbs.) | Meth Seizures (lbs.) | Heroin Seizures (lbs.) | Fentanyl Seizures (lbs.) | Fentanyl Lethal Doses | Currency Seizures (USD) | Firearms |
|--------------|---------------------------|-------------------------|----------------------|------------------------|--------------------------|-----------------------|-------------------------|----------|
| TOTAL | 52,150 | 7,968 | 53,780 | 669 | 1,864 | 422,811,487 | \$47,153,585 | 8,419 |

Operation Lone Star (OLS) began on March 04, 2021. All numbers reported for Operation Lone Star are unverified and unofficial. Numbers reflect combined reporting from Texas Department of Public Safety (DPS), Texas Parks & Wildlife Department (TPWD), and Texas Military Department (TMD). Numbers are approximate and subject to change. Data includes instances where DPS assisted other agencies during the event. Criminal arrests, including criminal trespass arrests, include United States Citizens and illegal migrants. Number of felony charges are placed on individuals arrested for criminal activity during the reporting period. Multiple charges may be placed on an individual during any arrest incident. Charges include Texas Penal Codes 20.05, 20.06, 20.07, 20a, 30.05, 31.07, 34.02, 37.01, 38.03, 38.04, 46, and 71.02; Texas Health and Safety Codes 481 and 483; Texas Transportation Code 545.421; United States Code Titles 8 USC, 18 USC § 922, 18 USC § 1546, 18 USC § 1956, 18 USC § 1960, 21 USC § 801-971, 26 USC § 5861, 26 USC § 7206; and all warrants. Federal/other charges could include subjects arrested with federal warrants, e.g., DPS initially detained but turned over to a federal agency, etc. Illegal Entries Deterred represents the number of subjects who crossed into the U.S. and then crossed back into MX after encountering law enforcement, as well as those who were in the process of crossing or who had staged in MX to cross but ceased the attempt upon encountering law enforcement. Data may include activity that occurred in OLS Area of Interest as defined in the OLS Operations Order and OLS Fragmentary Order as the Gulf of Mexico coastal region and all the DPS South Texas and West Texas Regions. Statewide Operation Lone Star Activities reflects numbers across the state of Texas, including the Operation Lone Star Area of Interest. Operation Lone Star Area of Interest numbers are a subset of Statewide Operation Lone Star numbers. A Fentanyl Lethal Dose is 2mg based on DEA reporting. TPWD personnel deployed for OLS from June 28, 2021, through July 07, 2023. Illegal immigrant numbers provided by TMD from March 12, 2021-July 27, 2023, may include instances where DPS assisted in referring to United States Border Patrol.

Stash House Events

| Number of Stash Houses Events | Illegal Immigrant Recoveries & Referrals from Stash Houses |
|-------------------------------|--|
| 343 | 3,753 |

A stash house is a home or building used to smuggle people or drugs. One (1) stash house event could involve multiple stash house locations. The number of illegal immigrants recovered and referred to USBP from stash house events are a subset of OLS Area of Interest numbers.

(b)(7)(E) Operations

| Number of Inspections | Vehicles Out of Service (%) | Drivers Out of Service (%) |
|-----------------------|-----------------------------|----------------------------|
| (b)(7)(E) | (b)(7)(E) | (b)(7)(E) |

Bridge operations began at the (b)(7)(E) on December 24, 2022, (b)(7)(E) on December 19, 2022, and (b)(7)(E) January 22, 2023, respectively, in the West Texas region. Numbers are obtained from commercial vehicle enforcement-ID (CVE-ID) forms following DPS CVE inspections. Stats reflective as of April 13, 2023.

Processing Facilities (b)(7)(E) & (b)(7)(E) Counties

| Subjects Processed | Subjects Currently in Custody |
|--------------------|-------------------------------|
| (b)(7)(E) | (b)(7)(E) |

The reporting period for criminal migrant processing numbers is July 20, 2021-July 26, 2023. Numbers were derived from Texas DPS arrest information captured by the facility processing centers in (b)(7)(E) Counties and information provided by the Texas Department of Criminal Justice (b)(7)(E) and (b)(7)(E) units.

Referrals Involving CMV & Other Large Vehicles

| Number of CMV Events | Illegal Immigrant Recoveries & Referrals from CMVs |
|----------------------|--|
| 101 | 1,790 |

This table documents illegal immigrant referrals from events involving a commercial motor vehicle (CMV) or other large vehicle. These include self-propelled or towed CMVs or other large vehicles used on a public highway to transport passengers or property, including but not limited to a bus, tractor trailer, cargo/horse trailer, box truck, farm vehicle, etc. The number of illegal immigrants apprehended and referred to USBP from CMV events are a subset of OLS Area of Interest numbers.

Carrizo Cane Eradication

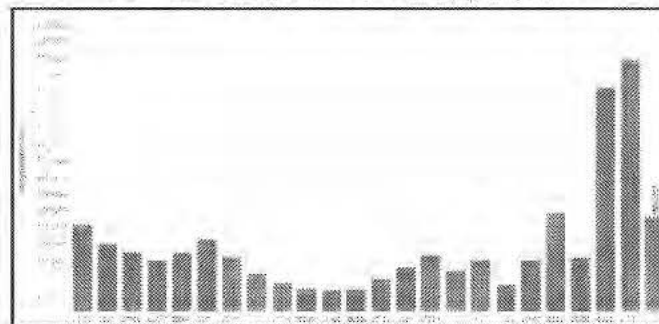
| Acres Treated |
|---------------|
| 8,436.87 |

This table reflects data reported by Texas State Soil and Water Conservation Board in FY2022 and FY2023, as of October 2022, regarding the Rio Grande Carrizo Cane Eradication Program.

| Fielded Cameras | Number of Drawbridge Events | Number of Detections | Number of Apprehensions |
|-----------------|-----------------------------|----------------------|-------------------------|
| (b)(7)(E) | (b)(7)(E) | (b)(7)(E) | (b)(7)(E) |

This table shows data collected from the fielded (b)(7)(E) cameras within the OLS Area of Interest. Events are when suspected illicit activity is detected, information is disseminated to responders, and a result is recorded. Detections are either an estimate or exact number of subjects (based on how the result is received) in an event. Apprehensions are the number of subjects reportedly taken into custody in an event. Reporting period is March 04, 2021-July 24, 2023.

Illegal Immigrant Apprehensions in Texas Sectors by Calendar Year CY 2000 - CYTD 2023, as of July 26, 2023



* This chart compares apprehensions during CYTD 2023 compared to apprehension data for complete calendar years since CY 2000.
 * Most apprehension figures are based on publicly available data from the Customs and Border Protection (CBP) website.
 * June 01-26, 2023, apprehension figures are based on Operation Border Star reporting and are preliminary, unofficial, and subject to change.
 * Texas Sectors include the Rio Grande Valley, Laredo, Del Rio, Big Bend, and El Paso Sectors. The El Paso Sector covers a portion of Texas and the state of New Mexico.

DATA UNOFFICIAL FOR OFFICIAL USE ONLY



OPERATION LONE STAR

Total Activity Report

As of July 27, 2023

Activities in the Operation Lone Star Area of Interest

| | Criminal Arrests | Criminal Trespass Arrests | Felony Charges | Federal/Other Charges | Illegal Immigrant Apprehensions & Referrals | Illegal Entries Detained | Bailouts |
|-------|------------------|---------------------------|----------------|-----------------------|---|--------------------------|----------|
| TOTAL | 32,328 | 8,282 | 29,693 | 2,757 | 883,944 | 21,235 | 3,865 |

| | Marijuana Seizures (lbs.) | Cocaine Seizures (lbs.) | Meth Seizures (lbs.) | Heroin Seizures (lbs.) | Fentanyl Seizures (lbs.) | Fentanyl Lethal Doses | Currency Seizures (USD) | Firearms |
|-------|---------------------------|-------------------------|----------------------|------------------------|--------------------------|-----------------------|-------------------------|----------|
| TOTAL | 26,182 | 5,196 | 12,682 | 127 | 493 | 89,028,081 | \$14,838,361 | 1,590 |

| | Marijuana Seizures (lbs.) | Cocaine Seizures (lbs.) | Meth Seizures (lbs.) | Heroin Seizures (lbs.) | Fentanyl Seizures (lbs.) | Fentanyl Lethal Doses | Currency Seizures (USD) | Firearms |
|-------|---------------------------|-------------------------|----------------------|------------------------|--------------------------|-----------------------|-------------------------|----------|
| TOTAL | 52,158 | 7,968 | 53,740 | 609 | 1,864 | 422,611,487 | \$47,531,285 | 8,419 |

Operation Lone Star (OLS) began on March 04, 2021. All numbers reported for Operation Lone Star are unverified and unofficial. Numbers reflect combined reporting from Texas Department of Public Safety (DPS), Texas Parks & Wildlife Department (TPWD), and Texas Military Department (TMD). Numbers are approximate and subject to change. Data includes instances where DPS assisted other agencies during the event. Criminal arrests, including criminal trespass arrests, include United States Citizens and illegal migrants. Number of felony charges are placed on individuals arrested for criminal activity during the reporting period. Multiple charges may be placed on an individual during any arrest incident. Charges include Texas Penal Codes 20.05, 20.06, 20.07, 20A, 30.05, 31.07, 34.02, 37.09, 38.03, 38.04, 46, and 71.02; Texas Health and Safety Codes 481 and 483; Texas Transportation Code 545.421; United States Code Titles 8 USC, 18 USC § 922, 18 USC § 1546, 18 USC § 1956, 18 USC § 1960, 21 USC § 801-971, 26 USC § 5861, 26 USC § 7205; and all warrants. Federal/other charges could include subjects arrested with federal warrants, e.g., DPS initially detained but turned over to a federal agency, etc. Illegal Entries Detained represents the number of subjects who crossed into the U.S. and then crossed back into MX after encountering law enforcement, as well as those who were in the process of crossing or who had staged in MX to cross but ceased the attempt upon encountering law enforcement. Data may include activity that occurred in OLS Area of Interest as defined in the OLS Operations Order and OLS Fragmentary Order as the Gulf of Mexico coastal region and all the DPS South Texas and West Texas Regions. Statewide Operation Lone Star Activities reflects numbers across the state of Texas, including the Operation Lone Star Area of Interest. Operation Lone Star Area of Interest numbers are a subset of Statewide Operation Lone Star numbers. A Fentanyl Lethal Dose is 2mg based on DEA reporting. TPWD personnel deployed for OLS from June 28, 2021, through July 07, 2023. Illegal immigrant numbers provided by TMD from March 12, 2021-July 27, 2023, may include instances where DPS assisted in referring to United States Border Patrol.

Stash House Events

| Number of Stash House Events | Illegal Immigrant Recoveries & Referrals from Stash Houses |
|------------------------------|--|
| 342 | 3,753 |

A stash house is a home or building used to smuggle people or drugs. One (1) stash house event could involve multiple stash house locations. The number of illegal immigrants recovered and referred to USBP from stash house events are a subset of OLS Area of Interest numbers.

Referrals Involving CMV & Other Large Vehicles

| Number of CMV Events | Illegal Immigrant Recoveries & Referrals from CMVs |
|----------------------|--|
| 161 | 3,700 |

This table documents illegal immigrant referrals from events involving a commercial motor vehicle (CMV) or other large vehicle. These include self-propelled or towed CMVs or other large vehicles used on a public highway to transport passengers or property, including but not limited to a bus, tractor/trailer, cargo/boise trailer, box truck, farm vehicle, etc. The number of illegal immigrants apprehended and referred to USBP from CMV events are a subset of OLS Area of Interest numbers.

Operations

| Number of Inspections | Vehicles Out of Service (%) | Drivers Out of Service (%) |
|-----------------------|-----------------------------|----------------------------|
| (b)(7)(E) | (b)(7)(E) | (b)(7)(E) |

Bridge operations began at the (b)(7)(E) on December 14, 2022, (b)(7)(E) on December 19, 2022, at (b)(7)(E) January 22, 2023, respectively, in the West Texas Region. Numbers are obtained from commercial vehicle enforcement-10 (CVE-10) forms following DVS CPE inspections. Stats reflective as of April 13, 2023.

Carrizo Cane Eradication

| Acres Eradicated |
|------------------|
| 8,436.87 |

This table reflects data reported by Texas State Soil and Water Conservation Board in FY2022 and FY2023, as of October 2022, regarding the Rio Grande Carrizo Cane Eradication Program.

Processing Facilities

| Counties | Subjects Processed | Subjects Currently in Custody |
|-----------|--------------------|-------------------------------|
| (b)(7)(E) | (b)(7)(E) | (b)(7)(E) |

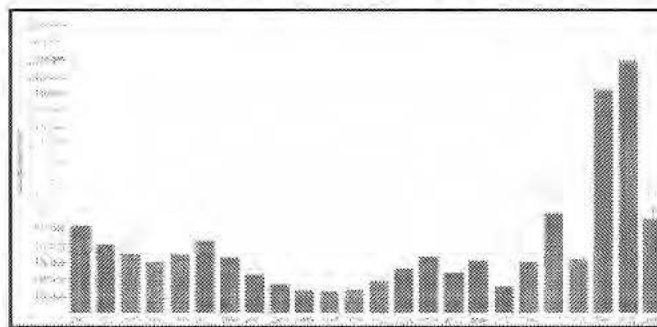
The reporting period for criminal migrant processing numbers is July 20, 2021-July 26, 2023. Numbers were derived from Texas DPS arrest information captured by the facility processing centers in (b)(7)(E) counties and information provided by the Texas Department of Criminal Justice (b)(7)(E) and (b)(7)(E) units.

| Fielded Cameras | Number of Drawbridge Events | Number of Detections | Number of Apprehensions |
|-----------------|-----------------------------|----------------------|-------------------------|
| (b)(7)(E) | (b)(7)(E) | (b)(7)(E) | (b)(7)(E) |

This table shows data collected from the fielded (b)(7)(E) cameras within the OLS Area of Interest. Events are when suspected illicit activity is detected, information is disseminated to responders, and a result is recorded. Detections are either an estimate or exact number of subjects (based on how the result is received) in an event. Apprehensions are the number of subjects reportedly taken into custody in an event. Reporting period is March 04, 2021-July 24, 2023.

Illegal Immigrant Apprehensions in Texas Sectors by Calendar Year

CY 2000 - CYTD 2023, as of July 26, 2023



* This chart compares apprehensions during CYTD 2023 compared to apprehension data for complete calendar years since CY 2000.
 * Most apprehension figures are based on publicly available data from the Customs and Border Protection (CBP) website.
 † June 01-26, 2023, apprehension figures are based on Operation Border Star reporting and are preliminary, unofficial, and subject to change.
 * Texas Sectors include the Rio Grande Valley, Laredo, Del Rio, Big Bend, and El Paso Sectors. The El Paso Sector covers a portion of Texas and the state of New Mexico.



OPERATION LONE STAR



The following are examples of OLS activity within the Area of Interest for OY002:

(b)(6), (b)(7)(C), (b)(7)(E)

(b)(6), (b)(7)(C), (b)(7)(E)

(b)(6), (b)(7)(C), (b)(7)(E)

(b)(6), (b)(7)(C), (b)(7)(E)

(b)(6), (b)(7)(C), (b)(7)(E)

(b)(6), (b)(7)(C), (b)(7)(E)

(b)(6), (b)(7)(C), (b)(7)(E)

(b)(6), (b)(7)(C), (b)(7)(E)

(b)(6), (b)(7)(C), (b)(7)(E)

(b)(6), (b)(7)(C), (b)(7)(E)

(b)(6), (b)(7)(C), (b)(7)(E)

(b)(6), (b)(7)(C), (b)(7)(E)

(b)(6), (b)(7)(C), (b)(7)(E)

(b)(6), (b)(7)(C), (b)(7)(E)

(b)(6), (b)(7)(C), (b)(7)(E)

(b)(6), (b)(7)(C), (b)(7)(E)

(b)(6), (b)(7)(C), (b)(7)(E)

(b)(6), (b)(7)(C), (b)(7)(E)

(b)(6), (b)(7)(C), (b)(7)(E)

(b)(6), (b)(7)(C), (b)(7)(E)

(b)(6), (b)(7)(C), (b)(7)(E)

(b)(6), (b)(7)(C), (b)(7)(E)

(b)(6), (b)(7)(C), (b)(7)(E)

(b)(6), (b)(7)(C), (b)(7)(E)

(b)(6), (b)(7)(C), (b)(7)(E)

(b)(6), (b)(7)(C), (b)(7)(E)

(b)(6), (b)(7)(C), (b)(7)(E)

(b)(6), (b)(7)(C), (b)(7)(E)

(b)(6), (b)(7)(C), (b)(7)(E)

(b)(6), (b)(7)(C), (b)(7)(E)

(b)(6), (b)(7)(C), (b)(7)(E)

(b)(6), (b)(7)(C), (b)(7)(E)

(b)(6), (b)(7)(C), (b)(7)(E)

(b)(6), (b)(7)(C), (b)(7)(E)

(b)(6), (b)(7)(C), (b)(7)(E)

(b)(6), (b)(7)(C), (b)(7)(E)

(b)(6), (b)(7)(C), (b)(7)(E)

(b)(6), (b)(7)(C), (b)(7)(E)

(b)(6), (b)(7)(C), (b)(7)(E)

(b)(6), (b)(7)(C), (b)(7)(E)

(b)(6), (b)(7)(C), (b)(7)(E)

(b)(6), (b)(7)(C), (b)(7)(E)

(b)(6), (b)(7)(C), (b)(7)(E)

(b)(6), (b)(7)(C), (b)(7)(E)

(b)(6), (b)(7)(C), (b)(7)(E)

(b)(6), (b)(7)(C), (b)(7)(E)

(b)(6), (b)(7)(C), (b)(7)(E)

(b)(6), (b)(7)(C), (b)(7)(E)

(b)(6), (b)(7)(C), (b)(7)(E)

(b)(6), (b)(7)(C), (b)(7)(E)

(b)(6), (b)(7)(C), (b)(7)(E)

(b)(6), (b)(7)(C), (b)(7)(E)

(b)(6), (b)(7)(C), (b)(7)(E)

(b)(6), (b)(7)(C), (b)(7)(E)

(b)(6), (b)(7)(C), (b)(7)(E)

(b)(6), (b)(7)(C), (b)(7)(E)

(b)(6), (b)(7)(C), (b)(7)(E)

(b)(6), (b)(7)(C), (b)(7)(E)

(b)(6), (b)(7)(C), (b)(7)(E)

(b)(6), (b)(7)(C), (b)(7)(E)

(b)(6), (b)(7)(C), (b)(7)(E)

(b)(6), (b)(7)(C), (b)(7)(E)

(b)(6), (b)(7)(C), (b)(7)(E)

(b)(6), (b)(7)(C), (b)(7)(E)

(b)(6), (b)(7)(C), (b)(7)(E)

(b)(6), (b)(7)(C), (b)(7)(E)

(b)(6), (b)(7)(C), (b)(7)(E)

(b)(6), (b)(7)(C), (b)(7)(E)

(b)(6), (b)(7)(C), (b)(7)(E)

(b)(6), (b)(7)(C), (b)(7)(E)

(b)(6), (b)(7)(C), (b)(7)(E)

(b)(6), (b)(7)(C), (b)(7)(E)

(b)(6), (b)(7)(C), (b)(7)(E)

(b)(6), (b)(7)(C), (b)(7)(E)

(b)(6), (b)(7)(C), (b)(7)(E)

(b)(6), (b)(7)(C), (b)(7)(E)

(b)(6), (b)(7)(C), (b)(7)(E)

(b)(6), (b)(7)(C), (b)(7)(E)

(b)(6), (b)(7)(C), (b)(7)(E)

(b)(6), (b)(7)(C), (b)(7)(E)

(b)(6), (b)(7)(C), (b)(7)(E)

(b)(6), (b)(7)(C), (b)(7)(E)

(b)(6), (b)(7)(C), (b)(7)(E)

(b)(6), (b)(7)(C), (b)(7)(E)

(b)(6), (b)(7)(C), (b)(7)(E)

(b)(6), (b)(7)(C), (b)(7)(E)

(b)(6), (b)(7)(C), (b)(7)(E)

(b)(6), (b)(7)(C), (b)(7)(E)

(b)(6), (b)(7)(C), (b)(7)(E)

(b)(6), (b)(7)(C), (b)(7)(E)

(b)(6), (b)(7)(C), (b)(7)(E)

(b)(6), (b)(7)(C), (b)(7)(E)

(b)(6), (b)(7)(C), (b)(7)(E)

(b)(6), (b)(7)(C), (b)(7)(E)

(b)(6), (b)(7)(C), (b)(7)(E)

(b)(6), (b)(7)(C), (b)(7)(E)

(b)(6), (b)(7)(C), (b)(7)(E)

(b)(6), (b)(7)(C), (b)(7)(E)

(b)(6), (b)(7)(C), (b)(7)(E)

(b)(6), (b)(7)(C), (b)(7)(E)

(b)(6), (b)(7)(C), (b)(7)(E)

(b)(6), (b)(7)(C), (b)(7)(E)

(b)(6), (b)(7)(C), (b)(7)(E)

(b)(6), (b)(7)(C), (b)(7)(E)

(b)(6), (b)(7)(C), (b)(7)(E)

(b)(6), (b)(7)(C), (b)(7)(E)

(b)(6), (b)(7)(C), (b)(7)(E)

(b)(6), (b)(7)(C), (b)(7)(E)

(b)(6), (b)(7)(C), (b)(7)(E)

(b)(6), (b)(7)(C), (b)(7)(E)

(b)(6), (b)(7)(C), (b)(7)(E)

(b)(6), (b)(7)(C), (b)(7)(E)

(b)(6), (b)(7)(C), (b)(7)(E)

(b)(6), (b)(7)(C), (b)(7)(E)

(b)(6), (b)(7)(C), (b)(7)(E)

(b)(6), (b)(7)(C), (b)(7)(E)

(b)(6), (b)(7)(C), (b)(7)(E)

(b)(6), (b)(7)(C), (b)(7)(E)

(b)(6), (b)(7)(C), (b)(7)(E)

(b)(6), (b)(7)(C), (b)(7)(E)

(b)(6), (b)(7)(C), (b)(7)(E)

(b)(6), (b)(7)(C), (b)(7)(E)

(b)(6), (b)(7)(C), (b)(7)(E)

(b)(6), (b)(7)(C), (b)(7)(E)

(b)(6), (b)(7)(C), (b)(7)(E)

(b)(6), (b)(7)(C), (b)(7)(E)

(b)(6), (b)(7)(C), (b)(7)(E)

(b)(6), (b)(7)(C), (b)(7)(E)

(b)(6), (b)(7)(C), (b)(7)(E)

(b)(6), (b)(7)(C), (b)(7)(E)

(b)(6), (b)(7)(C), (b)(7)(E)

(b)(6), (b)(7)(C), (b)(7)(E)

(b)(6), (b)(7)(C), (b)(7)(E)

(b)(6), (b)(7)(C), (b)(7)(E)

(b)(6), (b)(7)(C), (b)(7)(E)

(b)(6), (b)(7)(C), (b)(7)(E)

(b)(6), (b)(7)(C), (b)(7)(E)

(b)(6), (b)(7)(C), (b)(7)(E)

(b)(6), (b)(7)(C), (b)(7)(E)

(b)(6), (b)(7)(C), (b)(7)(E)

(b)(6), (b)(7)(C), (b)(7)(E)

(b)(6), (b)(7)(C), (b)(7)(E)

(b)(6), (b)(7)(C), (b)(7)(E)

(b)(6), (b)(7)(C), (b)(7)(E)

(b)(6), (b)(7)(C), (b)(7)(E)

(b)(6), (b)(7)(C), (b)(7)(E)

(b)(6), (b)(7)(C), (b)(7)(E)

(b)(6), (b)(7)(C), (b)(7)(E)

(b)(6), (b)(7)(C), (b)(7)(E)

(b)(6), (b)(7)(C), (b)(7)(E)

(b)(6), (b)(7)(C), (b)(7)(E)

(b)(6), (b)(7)(C), (b)(7)(E)

(b)(6), (b)(7)(C), (b)(7)(E)

(b)(6), (b)(7)(C), (b)(7)(E)

(b)(6), (b)(7)(C), (b)(7)(E)

(b)(6), (b)(7)(C), (b)(7)(E)

(b)(6), (b)(7)(C), (b)(7)(E)

(b)(6), (b)(7)(C), (b)(7)(E)

(b)(6), (b)(7)(C), (b)(7)(E)

(b)(6), (b)(7)(C), (b)(7)(E)

(b)(6), (b)(7)(C), (b)(7)(E)

(b)(6), (b)(7)(C), (b)(7)(E)

(b)(6), (b)(7)(C), (b)(7)(E)

(b)(6), (b)(7)(C), (b)(7)(E)

(b)(6), (b)(7)(C), (b)(7)(E)

(b)(6), (b)(7)(C), (b)(7)(E)

(b)(6), (b)(7)(C), (b)(7)(E)

(b)(6), (b)(7)(C), (b)(7)(E)

(b)(6), (b)(7)(C), (b)(7)(E)

(b)(6), (b)(7)(C), (b)(7)(E)

(b)(6), (b)(7)(C), (b)(7)(E)

(b)(6), (b)(7)(C), (b)(7)(E)

(b)(6), (b)(7)(C), (b)(7)(E)

(b)(6), (b)(7)(C), (b)(7)(E)

(b)(6), (b)(7)(C), (b)(7)(E)

(b)(6), (b)(7)(C), (b)(7)(E)

(b)(6), (b)(7)(C), (b)(7)(E)

(b)(6), (b)(7)(C), (b)(7)(E)

(b)(6), (b)(7)(C), (b)(7)(E)

(b)(6), (b)(7)(C), (b)(7)(E)

(b)(6), (b)(7)(C), (b)(7)(E)

(b)(6), (b)(7)(C), (b)(7)(E)

(b)(6), (b)(7)(C), (b)(7)(E)

(b)(6), (b)(7)(C), (b)(7)(E)



OPERATION LONE STAR

Weekly Recap

July 21 - July 27, 2023

| Criminal Arrests | Migrant Apprehensions & Referrals | Vehicle Pursuits | Ballouts | Marijuana Seizures | Cocaine/Meth Seizures | Currency Seizures | Firearms |
|------------------|-----------------------------------|------------------|----------|--------------------|-----------------------|-------------------|----------|
| 210 | 2,035 | 14 | 16 | 105lbs | 17.73lbs | \$0 | 1 |

All numbers reported for Operation Lone Star are unverified and unofficial. Numbers are approximate and subject to change. Data includes instances where DPS assisted other agencies during the event. Data may include activity that occurred in OLS Area of Interest as defined in the OLS Operations Order and OLS Fragmentary Order as the Gulf of Mexico coastal region and all of the DPS South Texas and West Texas Regions. Areas outside of the OLS Area of Interest is defined as the DPS regions outside of South Texas and West Texas Regions.

(b)(6), (b)(7)(C), (b)(7)(E)

(b)(6), (b)(7)(C), (b)(7)(E)

(b)(6), (b)(7)(C), (b)(7)(E)

(b)(6), (b)(7)(C), (b)(7)(E)

(b)(6), (b)(7)(C), (b)(7)(E)

(b)(6), (b)(7)(C), (b)(7)(E)

Message

From: (b)(6), (b)(7)(C)

Sent: 9/11/2023 12:16:01 PM

To: RGV Command (b)(7)(E) RGV PAICs (b)(7)(E) RGV DPAICs (b)(7)(E)

CC: RGV OPS SOS (b)(7)(E) RGV ACTT DIR (b)(7)(E) LEOD BPSCC (b)(7)(E)

Subject: Operation Lone Star - Statistics, OPS and LPOPs DRT response UPDATE -9/11/2023

Attachments: 230901-230907 OLS Weekly Report.pdf; (U-FOUO) OLS Dashboard 090723.pdf; (U-LES) Total Activity Report 090723.pdf; Op. Lone Star 4.12023-09-11.pdf

ALCON,

Please view latest OLS update and LPOP site totals.

Texas Department of Public Safety:

- o (b)(7)(E)
- o **DPS Jim Hogg Criminal Trespasser Prosecutions:**
 - DPS Initiative with Jim Hogg Processing Center has had total (b)(7)(E) arrests for criminal trespassers.

Texas Military Department:

• (b)(7)(E)

Texas Parks & Wildlife:

- o Currently supporting (b)(7)(E) with (b)(7)(E) boats per day.
- : (b)(7)(E)

OLS Security Positions: (b)(7)(E)

(b)(7)(E)

- Task Force East (Army) is responsible for (b)(7)(E)
 - o (b)(7)(E)

o (b)(7)(E)

• Task Force South (Air Force) will be responsible for (b)(7)(E)

o (b)(7)(E)
o (b)(7)(E)
o (b)(7)(E)

Total Identified Sites: (b)(7)(E) **Active Sites:** (b)(7)(E) **Inactive Sites:** (b)(7)(E) **Roving Patrols:** (b)(7)(E)

| | | |
|----|------------------|-----------|
| 1 | (b)(7)(E) | |
| 2 | | |
| 3 | | |
| 4 | | |
| 5 | | |
| 6 | | |
| 7 | | (b)(7)(E) |
| 8 | | |
| 9 | | |
| 10 | | |
| 11 | | |
| 12 | | |
| 13 | | |
| 14 | | |
| 15 | | (b)(7)(E) |
| 16 | | |
| 17 | | |
| 18 | | |
| 19 | | |
| 20 | | |
| 21 | | |
| 22 | | |
| 23 | | |
| 24 | | (b)(7)(E) |
| 25 | | |
| 26 | | |
| 27 | | |
| 28 | | |
| 29 | | |
| 30 | | |

| | | |
|----|------------------|-----------|
| 31 | | |
| 32 | | (b)(7)(E) |
| 33 | | |
| 34 | | |
| 35 | | |
| 36 | | |
| 37 | | |
| 38 | | |
| 39 | | |
| 40 | | |
| 41 | | |
| 42 | | |
| 43 | | (b)(7)(E) |
| 44 | | |
| 45 | | |
| 46 | | |
| 47 | | |
| 48 | | |
| 49 | | |
| 50 | (b)(7)(E) | |
| 51 | | |
| 52 | | |
| 53 | | |
| 54 | | |
| 55 | | |
| 56 | | |
| 57 | | |
| 58 | | |
| 59 | | |
| 60 | | |
| 61 | | (b)(7)(E) |
| 62 | | |
| 63 | | |
| 64 | | |
| 65 | | |
| 66 | | (b)(7)(E) |
| 67 | | |
| 68 | | |
| 69 | | |
| 70 | | |
| 71 | | |

| | | |
|-----|--|-----------|
| 72 | | |
| 73 | | |
| 74 | | |
| 75 | | |
| 76 | | |
| 77 | | |
| 78 | | |
| 79 | | |
| 80 | | (b)(7)(E) |
| 81 | | |
| 82 | | |
| 83 | | |
| 84 | | |
| 85 | | |
| 86 | | |
| 87 | | |
| 88 | | (b)(7)(E) |
| 89 | | |
| 90 | | |
| 91 | | |
| 92 | | |
| 93 | | |
| 94 | | |
| 95 | | |
| 96 | | |
| 97 | | (b)(7)(E) |
| 98 | | |
| 99 | | |
| 100 | | (b)(7)(E) |
| 101 | | |
| 102 | | (b)(7)(E) |
| 103 | | |
| 104 | | |
| 105 | | |
| 106 | | |
| 107 | | |
| 108 | | |
| 109 | | |
| 110 | | (b)(7)(E) |
| 111 | | |
| 112 | | |

(b)(7)(E)

| | | |
|-----|------------------|------------------|
| 113 | (b)(7)(E) | |
| 114 | | (b)(7)(E) |
| 115 | | |
| 116 | | |
| 117 | | |
| 118 | | |
| 119 | | |

(b)(6), (b)(7)(C)

Supervisory Border Patrol Agent
RGV ACTT-Operation Lone Star/DoD Liaison

(b)(6), (b)(7)(C)



OPERATION LONE STAR

Weekly Recap

September 01 – September 07, 2023

| Criminal Arrests | Migrant Apprehensions & Referrals | Vehicle Pursuits | Ballouts | Marijuana Seizures | Cocaine/Meth Seizures | Currency Seizures | Firearms |
|------------------|-----------------------------------|------------------|----------|--------------------|-----------------------|-------------------|----------|
| 108 | 6,247 | 22 | 27 | 39lbs. | 4.65lbs. | 0 | 1 |

All numbers reported for Operation Lone Star are unverified and unofficial. Numbers are approximate and subject to change. Data includes instances where DPS assisted other agencies during the event. Data may include activity that occurred in OLS Area of Interest as defined in the OLS Operations Order and OLS Fragmentary Order as the Gulf of Mexico coastal region and all of the DPS South Texas and West Texas Regions. Areas outside of the OLS Area of Interest is defined as the DPS regions outside of South Texas and West Texas Regions.

The following are examples of OLS activity within the Area of Interest:

1.

2.

(b)(6), (b)(7)(C), (b)(7)(E)

(b)(6), (b)(7)(C), (b)(7)(E)

(b)(6), (b)(7)(C), (b)(7)(E)

(b)(6), (b)(7)(C), (b)(7)(E)

(b)(6), (b)(7)(C), (b)(7)(E)

(b)(6), (b)(7)(C), (b)(7)(E)



OPERATION LONE STAR

Dashboard

As of September 07, 2023

Activities in the Operation Lone Star Area of Interest

| | Criminal Arrests | Criminal Trespass Arrests | Felony Charges | Federal/Other Charges | Illegal Immigrant Apprehensions & Referrals | Illegal Entries Deterred | Ballouts |
|--------------|------------------|---------------------------|----------------|-----------------------|---|--------------------------|----------|
| TOTAL | 34,220 | 8,802 | 31,200 | 2,987 | 447,833 | 60,414 | 3,978 |

| | Marijuana Seizures (lbs.) | Cocaine Seizures (lbs.) | Meth Seizures (lbs.) | Heroin Seizures (lbs.) | Fentanyl Seizures (lbs.) | Fentanyl Lethal Doses | Currency Seizures (USD) | Firearms |
|--------------|---------------------------|-------------------------|----------------------|------------------------|--------------------------|-----------------------|-------------------------|----------|
| TOTAL | 26,561 | 5,544 | 13,353 | 127 | 410 | 93,028,763 | \$15,259,681 | 1,631 |

Statewide Operation Lone Star Activities

| | Marijuana Seizures (lbs.) | Cocaine Seizures (lbs.) | Meth Seizures (lbs.) | Heroin Seizures (lbs.) | Fentanyl Seizures (lbs.) | Fentanyl Lethal Doses | Currency Seizures (USD) | Firearms |
|--------------|---------------------------|-------------------------|----------------------|------------------------|--------------------------|-----------------------|-------------------------|----------|
| TOTAL | 52,335 | 8,425 | 54,523 | 671 | 1,888 | 428,266,726 | \$48,527,952 | 8,618 |

Operation Lone Star (OLS) began on March 06, 2021. All numbers reported for Operation Lone Star are unverified and unofficial. Numbers reflect combined reporting from Texas Department of Public Safety (DPS), Texas Parks & Wildlife Department (TPWD), and Texas Military Department (TMD). Numbers are approximate and subject to change. Data includes instances where DPS assisted other agencies during the event. Criminal arrests, including criminal trespass arrests, include United States Citizens and illegal migrants. Number of felony charges are placed on individuals arrested for criminal activity during the reporting period. Multiple charges may be placed on an individual during any arrest incident. Charges include Texas Penal Codes 20.05, 20.06, 20.07, 20a, 30.05, 31.07, 34.02, 37.01, 38.03, 38.04, 46, and 71.02; Texas Health and Safety Codes 481 and 483; Texas Transportation Code 545.421; United States Code Titles 8 USC, 18 USC § 922, 18 USC § 1546, 18 USC § 1956, 18 USC § 1960, 21 USC § 801-971, 26 USC § 5851, 26 USC § 7206; and all warrants. Federal/other charges could include subjects arrested with federal warrants, e.g., DPS initially detained but turned over to a federal agency, etc. Illegal Entries Deterred represents the number of subjects who crossed into the U.S. and then crossed back into MX after encountering law enforcement, as well as those who were in the process of crossing or who had staged in MX to cross but ceased the attempt upon encountering law enforcement. Data may include activity that occurred in OLS Area of Interest as defined in the OLS Operations Order and OLS Fragmentary Order as the Gulf of Mexico coastal region and all the DPS South Texas and West Texas Regions. Statewide Operation Lone Star Activities reflects numbers across the state of Texas, including the Operation Lone Star Area of Interest. Operation Lone Star Area of Interest numbers are a subset of Statewide Operation Lone Star numbers. A Fentanyl Lethal Dose is 2mg based on DEA reporting. TPWD personnel deployed for OLS from June 28, 2021, through August 31, 2023. Illegal immigrant numbers provided by TMD from March 12, 2021-September 07, 2023, may include instances where DPS assisted in referring to United States Border Patrol.

Stash House Events

| Number of Stash Houses Events | Illegal Immigrant Recoveries & Referrals from Stash Houses |
|-------------------------------|--|
| 364 | 3,827 |

A stash house is a home or building used to smuggle people or drugs. One (1) stash house event could involve multiple stash house locations. The number of illegal immigrants recovered and referred to USBP from stash house events are a subset of OLS Area of Interest numbers.

(b)(7)(E) Operations

| Number of Inspections | Vehicles Out of Service (%) | Drivers Out of Service (%) |
|-----------------------|-----------------------------|----------------------------|
| (b)(7)(E) | (b)(7)(E) | (b)(7)(E) |

Inspection activities began in the state of Texas on December 19, 2022, and January 22, 2023, respectively. The reporting period for commercial vehicle enforcement-ID (CVE-ID) forms following DPS CVE inspections. Stats reflective as of April 13, 2023.

Processing Facilities (b)(7)(E) & (b)(7)(E) Counties

| Subjects Processed | Subjects Currently in Custody |
|--------------------|-------------------------------|
| (b)(7)(E) | (b)(7)(E) |

The reporting period for criminal migrant processing numbers is July 20, 2021-September 06, 2023. Numbers were derived from Texas DPS arrest information captured by the facility processing centers in (b)(7)(E) Counties and information provided by the Texas Department of Criminal Justice (b)(7)(E) and (b)(7)(E) Units.

Referrals Involving CMV & Other Large Vehicles

| Number of CMV Events | Illegal Immigrant Recoveries & Referrals from CMVs |
|----------------------|--|
| 101 | 1,790 |

This table documents illegal immigrant referrals from events involving a commercial motor vehicle (CMV) or other large vehicle. These include self-propelled or towed CMVs or other large vehicles used on a public highway to transport passengers or property, including but not limited to a bus, tractor trailer, cargo/horse trailer, box truck, farm vehicle, etc. The number of illegal immigrants apprehended and referred to USBP from CMV events are a subset of OLS Area of Interest numbers.

Carrizo Cane Eradication

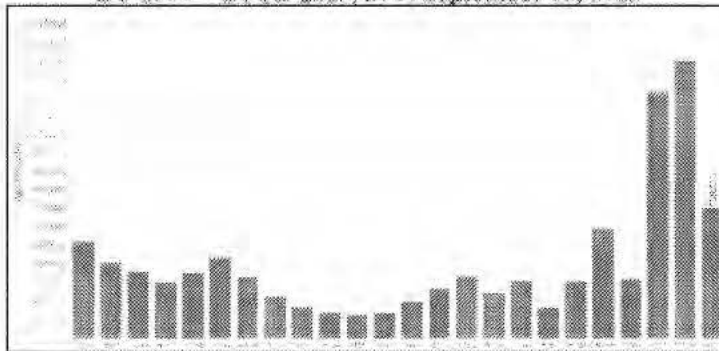
Acres Treated
8,436.87

This table reflects data reported by Texas State Soil and Water Conservation Board in FY2022 and FY2023, as of October 2022, regarding the Rio Grande Carrizo Cane Eradication Program.

| Fielded Cameras | Number of Drawbridge Events | Number of Detections | Number of Apprehensions |
|-----------------|-----------------------------|----------------------|-------------------------|
| (b)(7)(E) | (b)(7)(E) | (b)(7)(E) | (b)(7)(E) |

This table shows data collected from the fielded (b)(7)(E) cameras within the OLS Area of Interest. Events are when suspected illicit activity is detected, information is disseminated to responders, and a result is recorded. Detections are either an estimate or exact number of subjects (based on how the result is received) in an event. Apprehensions are the number of subjects reportedly taken into custody in an event. Reporting period is March 04, 2021-September 06, 2023.

Illegal Immigrant Apprehensions in Texas Sectors by Calendar Year CY 2000 – CYTD 2023, as of September 06, 2023



* This chart compares apprehensions during CYTD 2023 compared to apprehension data for complete calendar years since CY 2000.
 * Most apprehension figures are based on publicly available data from the Customs and Border Protection (CBP) website.
 * August 01-September 06, 2023, apprehension figures are based on Operation Border Star reporting and are preliminary, unofficial, and subject to change.
 * Texas Sectors include the Rio Grande Valley, Laredo, Del Rio, Big Bend, and El Paso Sectors. The El Paso Sector covers a portion of Texas and the state of New Mexico.



OPERATION LONE STAR

Total Activity Report As of September 07, 2023

Activities in the Operation Lone Star Area of Interest

| | Criminal Arrests | Criminal Trespass Arrests | Felony Charges | Federal/Other Charges | Illegal Immigrant Apprehensions & Referrals | Illegal Entries Deferred | Rescue |
|--------------|------------------|---------------------------|----------------|-----------------------|---|--------------------------|--------|
| TOTAL | 34,220 | 8,802 | 31,200 | 2,987 | 447,833 | 60,414 | 3,978 |

| | Marijuana Seizures (lbs.) | Cocaine Seizures (lbs.) | Meth Seizures (lbs.) | Heroin Seizures (lbs.) | Fentanyl Seizures (lbs.) | Fentanyl Lethal Doses | Currency Seizures (USD) | Firearms |
|--------------|---------------------------|-------------------------|----------------------|------------------------|--------------------------|-----------------------|-------------------------|----------|
| TOTAL | 26,561 | 5,544 | 13,353 | 127 | 410 | 93,028,763 | \$15,259,681 | 1,631 |

Statewide Operation Lone Star Activities

| | Marijuana Seizures (lbs.) | Cocaine Seizures (lbs.) | Meth Seizures (lbs.) | Heroin Seizures (lbs.) | Fentanyl Seizures (lbs.) | Fentanyl Lethal Doses | Currency Seizures (USD) | Firearms |
|--------------|---------------------------|-------------------------|----------------------|------------------------|--------------------------|-----------------------|-------------------------|----------|
| TOTAL | 52,335 | 8,425 | 54,523 | 671 | 1,888 | 428,266,726 | \$48,522,952 | 8,618 |

Operation Lone Star (OLS) began on March 04, 2021. All numbers reported for Operation Lone Star are unverified and unofficial. Numbers reflect combined reporting from Texas Department of Public Safety (DPS), Texas Parks & Wildlife Department (TPWD), and Texas Military Department (TMD). Numbers are approximate and subject to change. Data includes instances where DPS assisted other agencies during the event. Criminal arrests, including criminal trespass arrests, include United States Citizens and illegal migrants. Number of felony charges are placed on individuals arrested for criminal activity during the reporting period. Multiple charges may be placed on an individual during any arrest incident. Charges include Texas Penal Codes 20.05, 20.06, 20.07, 20a, 30.05, 31.07, 34.02, 37.07, 38.03, 38.04, 46, and 71.02; Texas Health and Safety Codes 48J and 48J, Texas Transportation Code 54S.421; United States Code Titles 8 USC, 18 USC § 922, 18 USC § 1546, 18 USC § 1956, 18 USC § 1960, 21 USC § 801-971, 26 USC § 5861, 26 USC § 7205; and all warrants. Federal/other charges could include subjects arrested with federal warrants, e.g., DPS initially detained but turned over to a federal agency, etc. Illegal Entries: Deferred represents the number of subjects who crossed into the U.S. and then crossed back into MX after encountering law enforcement, as well as those who were in the process of crossing or who had staged in MX to cross but ceased the attempt upon encountering law enforcement. Data may include activities that occurred in OLS Area of Interest as defined in the OLS Operations Order and OLS Fragmentary Order as the Gulf of Mexico coastal region and all the DPS South Texas and West Texas Regions. Statewide Operation Lone Star Activities reflects numbers across the state of Texas, including the Operation Lone Star Area of Interest. Operation Lone Star Area of Interest numbers are a subset of Statewide Operation Lone Star numbers. A Fentanyl Lethal Dose is 2mg based on DEA reporting. TPWD personnel deployed for OLS from June 28, 2021, through August 31, 2023. Illegal immigrant numbers provided by TMD from March 12, 2021-September 07, 2023, may include instances where DPS assisted in referring to United States Border Patrol.

Stash House Events

| Number of Stash House Events | Illegal Immigrant Recoveries & Referrals from Stash Houses |
|------------------------------|--|
| 364 | 3,827 |

A stash house is a home or building used to smuggle people or drugs. One (1) stash house event could involve multiple stash house locations. The number of illegal immigrants recovered and referred to USBP from stash house events are a subset of OLS Area of Interest numbers.

(b)(7)(E) Operations

| Number of Inspections | Vehicles Out of Service (%) | Drivers Out of Service (%) |
|-----------------------|-----------------------------|----------------------------|
| 8,762 | 1,073 (12.2%) | 279 (3.2%) |

Bridge operations began at the (b)(7)(E) on December 14, 2022, (b)(7)(E) in December 19, 2022, and (b)(7)(E) in January 22, 2023, respectively, in the West Texas Region. Numbers are obtained from commercial vehicle enforcement-10 (CVE-10) forms following DPS CVE inspections. Stats reflective as of April 13, 2023.

Processing Facilities Val Verde &

(b)(7)(E) Counties

| Subjects Processed | Subjects Currently in Custody |
|--------------------|-------------------------------|
| 8,322 | 893 |

The reporting period for criminal migrant processing numbers is July 20, 2021-September 06, 2023. Numbers were derived from Texas DPS arrest information captured by the facility processing centers in (b)(7)(E) counties and information provided by the Texas Department of Criminal Justice (b)(7)(E) and (b)(7)(E) units.

Referrals Involving CMV & Other Large Vehicles

| Number of CMV Events | Illegal Immigrant Recoveries & Referrals from CMVs |
|----------------------|--|
| 101 | 1,790 |

This table documents illegal immigrant referrals from events involving a commercial motor vehicle (CMV) or other large vehicle. These include self-propelled or towed CMVs or other large vehicles used on a public highway to transport passengers or property, including but not limited to a bus, tractor trailer, cargo/horse trailer, box truck, farm vehicle, etc. The number of illegal immigrants apprehended and referred to USBP from CMV events are a subset of OLS Area of Interest numbers.

Carrizo Cane Eradication

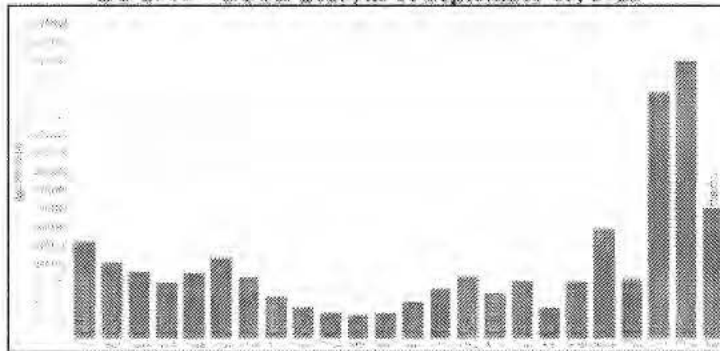
Acres Treated
8,436.87

This table reflects data reported by Texas State Soil and Water Conservation Board in FY2022 and FY2023, as of October 2022, regarding the Rio Grande Carrizo Cane Eradication Program.

| Fielded Cameras | Number of Drawbridge Events | Number of Detections | Number of Apprehensions |
|-----------------|-----------------------------|----------------------|-------------------------|
| 6,289 | 228,707 | 1,161,011 | 622,270 |

This table shows data collected from the fielded (b)(7)(E) cameras within the OLS Area of Interest. Events are when suspected illicit activity is detected, information is disseminated to responders, and a result is recorded. Detections are either an estimate or exact number of subjects (based on how the result is received) in an event. Apprehensions are the number of subjects reportedly taken into custody in an event. Reporting period is March 04, 2021-September 06, 2023.

Illegal Immigrant Apprehensions in Texas Sectors by Calendar Year CY 2000 – CYTD 2023, as of September 06, 2023



* This chart compares apprehensions during CYTD 2023 compared to apprehension data for complete calendar years since CY 2000.
 * Most apprehension figures are based on publicly available data from the Customs and Border Protection (CBP) website.
 * August 01-September 06, 2023, apprehension figures are based on Operation Border Star reporting and are preliminary, unofficial, and subject to change.
 * Texas Sectors include the Rio Grande Valley, Laredo, Del Rio, Big Bend, and El Paso Sectors. The El Paso Sector covers a portion of Texas and the state of New Mexico.



OPERATION LONE STAR



The following are examples of OLS activity within the Area of Interest for CY2023:

(b)(6), (b)(7)(C), (b)(7)(E)

(b)(6), (b)(7)(C), (b)(7)(E)

(b)(6), (b)(7)(C), (b)(7)(E)

(b)(6), (b)(7)(C), (b)(7)(E)

(b)(6), (b)(7)(C), (b)(7)(E)

(b)(6), (b)(7)(C), (b)(7)(E)

(b)(6), (b)(7)(C), (b)(7)(E)

(b)(6), (b)(7)(C), (b)(7)(E)

(b)(6), (b)(7)(C), (b)(7)(E)

(b)(6), (b)(7)(C), (b)(7)(E)

(b)(6), (b)(7)(C), (b)(7)(E)

(b)(6), (b)(7)(C), (b)(7)(E)

(b)(6), (b)(7)(C), (b)(7)(E)

(b)(6), (b)(7)(C), (b)(7)(E)

(b)(6), (b)(7)(C), (b)(7)(E)

(b)(6), (b)(7)(C), (b)(7)(E)

(b)(6), (b)(7)(C), (b)(7)(E)

(b)(6), (b)(7)(C), (b)(7)(E)

(b)(6), (b)(7)(C), (b)(7)(E)

(b)(6), (b)(7)(C), (b)(7)(E)

(b)(6), (b)(7)(C), (b)(7)(E)

(b)(6), (b)(7)(C), (b)(7)(E)

(b)(6), (b)(7)(C), (b)(7)(E)

(b)(6), (b)(7)(C), (b)(7)(E)

(b)(6), (b)(7)(C), (b)(7)(E)

(b)(6), (b)(7)(C), (b)(7)(E)

(b)(6), (b)(7)(C), (b)(7)(E)

(b)(6), (b)(7)(C), (b)(7)(E)

(b)(6), (b)(7)(C), (b)(7)(E)

(b)(6), (b)(7)(C), (b)(7)(E)

(b)(6), (b)(7)(C), (b)(7)(E)

(b)(6), (b)(7)(C), (b)(7)(E)

(b)(6), (b)(7)(C), (b)(7)(E)

(b)(6), (b)(7)(C), (b)(7)(E)

(b)(6), (b)(7)(C), (b)(7)(E)

(b)(6), (b)(7)(C), (b)(7)(E)

(b)(6), (b)(7)(C), (b)(7)(E)

(b)(6), (b)(7)(C), (b)(7)(E)

(b)(6), (b)(7)(C), (b)(7)(E)

(b)(6), (b)(7)(C), (b)(7)(E)

(b)(6), (b)(7)(C), (b)(7)(E)

(b)(6), (b)(7)(C), (b)(7)(E)

(b)(6), (b)(7)(C), (b)(7)(E)

(b)(6), (b)(7)(C), (b)(7)(E)

(b)(6), (b)(7)(C), (b)(7)(E)

(b)(6), (b)(7)(C), (b)(7)(E)

(b)(6), (b)(7)(C), (b)(7)(E)

(b)(6), (b)(7)(C), (b)(7)(E)

(b)(6), (b)(7)(C), (b)(7)(E)

(b)(6), (b)(7)(C), (b)(7)(E)

(b)(6), (b)(7)(C), (b)(7)(E)

(b)(6), (b)(7)(C), (b)(7)(E)

(b)(6), (b)(7)(C), (b)(7)(E)

(b)(6), (b)(7)(C), (b)(7)(E)

(b)(6), (b)(7)(C), (b)(7)(E)

(b)(6), (b)(7)(C), (b)(7)(E)

(b)(6), (b)(7)(C), (b)(7)(E)

(b)(6), (b)(7)(C), (b)(7)(E)

(b)(6), (b)(7)(C), (b)(7)(E)

(b)(6), (b)(7)(C), (b)(7)(E)

(b)(6), (b)(7)(C), (b)(7)(E)

(b)(6), (b)(7)(C), (b)(7)(E)

(b)(6), (b)(7)(C), (b)(7)(E)

(b)(6), (b)(7)(C), (b)(7)(E)

(b)(6), (b)(7)(C), (b)(7)(E)

(b)(6), (b)(7)(C), (b)(7)(E)

(b)(6), (b)(7)(C), (b)(7)(E)

(b)(6), (b)(7)(C), (b)(7)(E)

(b)(6), (b)(7)(C), (b)(7)(E)

(b)(6), (b)(7)(C), (b)(7)(E)

(b)(6), (b)(7)(C), (b)(7)(E)

(b)(6), (b)(7)(C), (b)(7)(E)

(b)(6), (b)(7)(C), (b)(7)(E)

(b)(6), (b)(7)(C), (b)(7)(E)

(b)(6), (b)(7)(C), (b)(7)(E)

(b)(6), (b)(7)(C), (b)(7)(E)

(b)(6), (b)(7)(C), (b)(7)(E)

(b)(6), (b)(7)(C), (b)(7)(E)

(b)(6), (b)(7)(C), (b)(7)(E)

(b)(6), (b)(7)(C), (b)(7)(E)

(b)(6), (b)(7)(C), (b)(7)(E)

(b)(6), (b)(7)(C), (b)(7)(E)

(b)(6), (b)(7)(C), (b)(7)(E)

(b)(6), (b)(7)(C), (b)(7)(E)

(b)(6), (b)(7)(C), (b)(7)(E)

(b)(6), (b)(7)(C), (b)(7)(E)

(b)(6), (b)(7)(C), (b)(7)(E)

(b)(6), (b)(7)(C), (b)(7)(E)

(b)(6), (b)(7)(C), (b)(7)(E)

(b)(6), (b)(7)(C), (b)(7)(E)

(b)(6), (b)(7)(C), (b)(7)(E)

(b)(6), (b)(7)(C), (b)(7)(E)

(b)(6), (b)(7)(C), (b)(7)(E)

(b)(6), (b)(7)(C), (b)(7)(E)

(b)(6), (b)(7)(C), (b)(7)(E)

(b)(6), (b)(7)(C), (b)(7)(E)

(b)(6), (b)(7)(C), (b)(7)(E)

(b)(6), (b)(7)(C), (b)(7)(E)

(b)(6), (b)(7)(C), (b)(7)(E)

(b)(6), (b)(7)(C), (b)(7)(E)

(b)(6), (b)(7)(C), (b)(7)(E)

(b)(6), (b)(7)(C), (b)(7)(E)

(b)(6), (b)(7)(C), (b)(7)(E)

(b)(6), (b)(7)(C), (b)(7)(E)

(b)(6), (b)(7)(C), (b)(7)(E)

(b)(6), (b)(7)(C), (b)(7)(E)

(b)(6), (b)(7)(C), (b)(7)(E)

(b)(6), (b)(7)(C), (b)(7)(E)

(b)(6), (b)(7)(C), (b)(7)(E)

(b)(6), (b)(7)(C), (b)(7)(E)

(b)(6), (b)(7)(C), (b)(7)(E)

(b)(6), (b)(7)(C), (b)(7)(E)

(b)(6), (b)(7)(C), (b)(7)(E)

(b)(6), (b)(7)(C), (b)(7)(E)

(b)(6), (b)(7)(C), (b)(7)(E)

(b)(6), (b)(7)(C), (b)(7)(E)

(b)(6), (b)(7)(C), (b)(7)(E)

(b)(6), (b)(7)(C), (b)(7)(E)

(b)(6), (b)(7)(C), (b)(7)(E)

(b)(6), (b)(7)(C), (b)(7)(E)

(b)(6), (b)(7)(C), (b)(7)(E)

(b)(6), (b)(7)(C), (b)(7)(E)

(b)(6), (b)(7)(C), (b)(7)(E)

(b)(6), (b)(7)(C), (b)(7)(E)

(b)(6), (b)(7)(C), (b)(7)(E)

(b)(6), (b)(7)(C), (b)(7)(E)

(b)(6), (b)(7)(C), (b)(7)(E)

(b)(6), (b)(7)(C), (b)(7)(E)

(b)(6), (b)(7)(C), (b)(7)(E)

(b)(6), (b)(7)(C), (b)(7)(E)

(b)(6), (b)(7)(C), (b)(7)(E)

(b)(6), (b)(7)(C), (b)(7)(E)

(b)(6), (b)(7)(C), (b)(7)(E)

(b)(6), (b)(7)(C), (b)(7)(E)

(b)(6), (b)(7)(C), (b)(7)(E)

(b)(6), (b)(7)(C), (b)(7)(E)

(b)(6), (b)(7)(C), (b)(7)(E)

(b)(6), (b)(7)(C), (b)(7)(E)

(b)(6), (b)(7)(C), (b)(7)(E)

(b)(6), (b)(7)(C), (b)(7)(E)

(b)(6), (b)(7)(C), (b)(7)(E)

(b)(6), (b)(7)(C), (b)(7)(E)

(b)(6), (b)(7)(C), (b)(7)(E)

(b)(6), (b)(7)(C), (b)(7)(E)

(b)(6), (b)(7)(C), (b)(7)(E)

(b)(6), (b)(7)(C), (b)(7)(E)

(b)(6), (b)(7)(C), (b)(7)(E)

(b)(6), (b)(7)(C), (b)(7)(E)

(b)(6), (b)(7)(C), (b)(7)(E)

(b)(6), (b)(7)(C), (b)(7)(E)

(b)(6), (b)(7)(C), (b)(7)(E)

(b)(6), (b)(7)(C), (b)(7)(E)

(b)(6), (b)(7)(C), (b)(7)(E)

(b)(6), (b)(7)(C), (b)(7)(E)

(b)(6), (b)(7)(C), (b)(7)(E)

(b)(6), (b)(7)(C), (b)(7)(E)

(b)(6), (b)(7)(C), (b)(7)(E)

(b)(6), (b)(7)(C), (b)(7)(E)

(b)(6), (b)(7)(C), (b)(7)(E)

(b)(6), (b)(7)(C), (b)(7)(E)

(b)(6), (b)(7)(C), (b)(7)(E)

(b)(6), (b)(7)(C), (b)(7)(E)

(b)(6), (b)(7)(C), (b)(7)(E)

(b)(6), (b)(7)(C), (b)(7)(E)

(b)(6), (b)(7)(C), (b)(7)(E)

(b)(6), (b)(7)(C), (b)(7)(E)

(b)(6), (b)(7)(C), (b)(7)(E)

(b)(6), (b)(7)(C), (b)(7)(E)

(b)(6), (b)(7)(C), (b)(7)(E)

(b)(6), (b)(7)(C), (b)(7)(E)

(b)(6), (b)(7)(C), (b)(7)(E)

(b)(6), (b)(7)(C), (b)(7)(E)

(b)(6), (b)(7)(C), (b)(7)(E)

(b)(6), (b)(7)(C), (b)(7)(E)

(b)(6), (b)(7)(C), (b)(7)(E)

(b)(6), (b)(7)(C), (b)(7)(E)

(b)(6), (b)(7)(C), (b)(7)(E)

(b)(6), (b)(7)(C), (b)(7)(E)

(b)(6), (b)(7)(C), (b)(7)(E)

(b)(6), (b)(7)(C), (b)(7)(E)

(b)(6), (b)(7)(C), (b)(7)(E)

(b)(6), (b)(7)(C), (b)(7)(E)

(b)(6), (b)(7)(C), (b)(7)(E)

(b)(6), (b)(7)(C), (b)(7)(E)

(b)(6), (b)(7)(C), (b)(7)(E)

(b)(6), (b)(7)(C), (b)(7)(E)

(b)(6), (b)(7)(C), (b)(7)(E)

(b)(6), (b)(7)(C), (b)(7)(E)

(b)(6), (b)(7)(C), (b)(7)(E)

(b)(6), (b)(7)(C), (b)(7)(E)

(b)(6), (b)(7)(C), (b)(7)(E)

(b)(6), (b)(7)(C), (b)(7)(E)

(b)(6), (b)(7)(C), (b)(7)(E)

(b)(6), (b)(7)(C), (b)(7)(E)

(b)(6), (b)(7)(C), (b)(7)(E)

(b)(6), (b)(7)(C), (b)(7)(E)

(b)(6), (b)(7)(C), (b)(7)(E)

(b)(6), (b)(7)(C), (b)(7)(E)

(b)(6), (b)(7)(C), (b)(7)(E)

(b)(6), (b)(7)(C), (b)(7)(E)

(b)(6), (b)(7)(C), (b)(7)(E)

(b)(6), (b)(7)(C), (b)(7)(E)

(b)(6), (b)(7)(C), (b)(7)(E)

(b)(6), (b)(7)(C), (b)(7)(E)

(b)(6), (b)(7)(C), (b)(7)(E)

(b)(6), (b)(7)(C), (b)(7)(E)

(b)(6), (b)(7)(C), (b)(7)(E)

(b)(6), (b)(7)(C), (b)(7)(E)

(b)(6), (b)(7)(C), (b)(7)(E)

(b)(6), (b)(7)(C), (b)(7)(E)

(b)(6), (b)(7)(C), (b)(7)(E)

(b)(6), (b)(7)(C), (b)(7)(E)

(b)(6), (b)(7)(C), (b)(7)(E)

(b)(6), (b)(7)(C), (b)(7)(E)

(b)(6), (b)(7)(C), (b)(7)(E)

(b)(6), (b)(7)(C), (b)(7)(E)

(b)(6), (b)(7)(C), (b)(7)(E)

(b)(6), (b)(7)(C), (b)(7)(E)

(b)(6), (b)(7)(C), (b)(7)(E)


(b)(6), (b)(7)(C), (b)(7)(E)

(b)(6), (b)(7)(C), (b)(7)(E)

(b)(6), (b)(7)(C), (b)(7)(E)

(b)(6), (b)(7)(C), (b)(7)(E)

(b)(6), (b)(7)(C), (b)(7)(E)



| Apprehensions | 9/4/23 - 9/10/23 | 21 Days % Change | FYTD | PFYTD % Change | OTD |
|--------------------|------------------|------------------|---------|----------------|---------|
| Total Encounters | 4,164 | 34% | 116,744 | 22% | 258,460 |
| Single Adults Apps | 723 | 2% | 56,883 | 32% | 107,124 |
| FMUA | 3,097 | 48% | 46,126 | 42% | 108,161 |
| NUC | 344 | 27% | 13,935 | -32% | 43,175 |

| | | | | | |
|-----------|----|------|-------|------|-------|
| Turnbacks | 88 | 71% | 3,513 | -7% | 8,697 |
| Gotaways | 21 | -33% | 2,046 | -33% | 5,891 |

| Seizures and Assisted Seizures | 9/4/23 - 9/10/23 | 21 Days % Change | FYTD | PFYTD % Change | OTD |
|--------------------------------|------------------|------------------|--------|----------------|-------------|
| Marijuana (lbs) | 0 | 100% | 941.99 | 48% | 5,951.77 |
| Cocaine (lbs) | 0 | 0% | 141.23 | -67% | 861.32 |
| Methamphetamine (lbs) | 0 | 0% | 0.04 | 100% | 1.36 |
| Currency (USD) | \$0.00 | 0% | \$0.00 | -100% | \$27,850.00 |
| Firearms | 0 | 0% | 4 | -92% | 53 |
| Ammo | 0 | -100% | 791 | 2,833% | 827 |

| Stash Houses | 9/4/23 - 9/10/23 | 21 Days % Change | FYTD | PFYTD % Change | OTD |
|---------------------|------------------|------------------|------|----------------|-----|
| Stash Houses Events | - | - | 1 | -93% | 23 |
| Apprehensions | - | - | 3 | -98% | 171 |

| Prosecutions | 9/4/23 - 9/10/23 | 21 Days % Change | FYTD | PFYTD % Change | OTD |
|--------------------|------------------|------------------|------|----------------|-------|
| Referred | 19 | 144% | 605 | 24% | 1,301 |
| Accepted/Convicted | 15 | 135% | 454 | 25% | 982 |

| Assisted Apprehensions | 9/4/23 - 9/10/23 | 21 Days % Change | FYTD | PFYTD % Change | OTD |
|------------------------|------------------|------------------|--------|----------------|--------|
| TMD | - | - | 11,527 | -85% | 99,088 |
| DPS | - | - | 474 | -92% | 6,460 |

Operation Lone Star Inception Mar 29, 2021



Additional Notes:



Events associated with Operation Lone Star last 7 Days

| Sector | E3# Op. Lone Star | TSM* | Zone* | Date | Apprehensions | Currency Seized or Assisted | Marijuana Seized or Assisted | Cocaine Seized or Assisted | Meth Seized or Assisted | Heroin Seized or Assisted | Firearms Seized or Assisted | Ammo Seized or Assisted | Stolen Vehicles | Pros Referred |
|--------|-------------------|------|-------|---------|---------------|-----------------------------|------------------------------|----------------------------|-------------------------|---------------------------|-----------------------------|-------------------------|-----------------|---------------|
| RGV | | | | 9/10/23 | 8 | 0 | 0 | 0 | 0 | 0 | 0 | 0 | 0 | |
| RGV | | | | 9/10/23 | 17 | 0 | 0 | 0 | 0 | 0 | 0 | 0 | 0 | |
| RGV | | | | 9/10/23 | 29 | 0 | 0 | 0 | 0 | 0 | 0 | 0 | 0 | |
| RGV | | | | 9/10/23 | 4 | 0 | 0 | 0 | 0 | 0 | 0 | 0 | 0 | |
| RGV | | | | 9/10/23 | 4 | 0 | 0 | 0 | 0 | 0 | 0 | 0 | 0 | |
| RGV | | | | 9/10/23 | 4 | 0 | 0 | 0 | 0 | 0 | 0 | 0 | 0 | |
| RGV | | | | 9/10/23 | 69 | 0 | 0 | 0 | 0 | 0 | 0 | 0 | 0 | |
| RGV | | | | 9/9/23 | 6 | 0 | 0 | 0 | 0 | 0 | 0 | 0 | 0 | 1 |
| RGV | | | | 9/9/23 | 30 | 0 | 0 | 0 | 0 | 0 | 0 | 0 | 0 | |
| RGV | | | | 9/9/23 | 67 | 0 | 0 | 0 | 0 | 0 | 0 | 0 | 0 | |
| RGV | | | | 9/9/23 | 2 | 0 | 0 | 0 | 0 | 0 | 0 | 0 | 0 | |
| RGV | | | | 9/9/23 | 6 | 0 | 0 | 0 | 0 | 0 | 0 | 0 | 0 | |
| RGV | | | | 9/9/23 | 10 | 0 | 0 | 0 | 0 | 0 | 0 | 0 | 0 | 2 |
| RGV | | | | 9/9/23 | 0 | 0 | 0 | 0 | 0 | 0 | 0 | 0 | 0 | |
| RGV | | | | 9/9/23 | 3 | 0 | 0 | 0 | 0 | 0 | 0 | 0 | 0 | 1 |
| RGV | | | | 9/9/23 | 26 | 0 | 0 | 0 | 0 | 0 | 0 | 0 | 0 | |
| RGV | | | | 9/9/23 | 3 | 0 | 0 | 0 | 0 | 0 | 0 | 0 | 0 | |
| RGV | | | | 9/9/23 | 1 | 0 | 0 | 0 | 0 | 0 | 0 | 0 | 0 | |
| RGV | | | | 9/9/23 | 1 | 0 | 0 | 0 | 0 | 0 | 0 | 0 | 0 | |
| RGV | | | | 9/8/23 | 50 | 0 | 0 | 0 | 0 | 0 | 0 | 0 | 0 | |
| RGV | | | | 9/8/23 | 62 | 0 | 0 | 0 | 0 | 0 | 0 | 0 | 0 | |
| RGV | | | | 9/8/23 | 79 | 0 | 0 | 0 | 0 | 0 | 0 | 0 | 0 | |
| RGV | | | | 9/8/23 | 47 | 0 | 0 | 0 | 0 | 0 | 0 | 0 | 0 | |
| RGV | | | | 9/8/23 | 74 | 0 | 0 | 0 | 0 | 0 | 0 | 0 | 0 | |
| RGV | | | | 9/8/23 | 65 | 0 | 0 | 0 | 0 | 0 | 0 | 0 | 0 | |
| RGV | | | | 9/8/23 | 75 | 0 | 0 | 0 | 0 | 0 | 0 | 0 | 0 | |
| RGV | | | | 9/8/23 | 53 | 0 | 0 | 0 | 0 | 0 | 0 | 0 | 0 | |
| RGV | | | | 9/8/23 | 36 | 0 | 0 | 0 | 0 | 0 | 0 | 0 | 0 | |
| RGV | | | | 9/8/23 | 9 | 0 | 0 | 0 | 0 | 0 | 0 | 0 | 0 | 1 |
| RGV | | | | 9/8/23 | 45 | 0 | 0 | 0 | 0 | 0 | 0 | 0 | 0 | |
| RGV | | | | 9/8/23 | 54 | 0 | 0 | 0 | 0 | 0 | 0 | 0 | 0 | |
| RGV | | | | 9/8/23 | 6 | 0 | 0 | 0 | 0 | 0 | 0 | 0 | 0 | 1 |
| RGV | | | | 9/8/23 | 5 | 0 | 0 | 0 | 0 | 0 | 0 | 0 | 0 | |
| RGV | | | | 9/8/23 | 5 | 0 | 0 | 0 | 0 | 0 | 0 | 0 | 0 | 1 |
| RGV | | | | 9/8/23 | 1 | 0 | 0 | 0 | 0 | 0 | 0 | 0 | 0 | |
| RGV | | | | 9/8/23 | 37 | 0 | 0 | 0 | 0 | 0 | 0 | 0 | 0 | |
| RGV | | | | 9/8/23 | 3 | 0 | 0 | 0 | 0 | 0 | 0 | 0 | 0 | |

(b)(7)(E)

Events associated with Operation Lone Star last 7 Days

| | | | | | | | | | | | |
|-----|--------|----|---|---|---|---|---|---|---|---|---|
| RGV | 9/8/23 | 36 | 0 | 0 | 0 | 0 | 0 | 0 | 0 | 0 | |
| RGV | 9/8/23 | 3 | 0 | 0 | 0 | 0 | 0 | 0 | 0 | 0 | |
| RGV | 9/8/23 | 3 | 0 | 0 | 0 | 0 | 0 | 0 | 0 | 0 | |
| RGV | 9/7/23 | 19 | 0 | 0 | 0 | 0 | 0 | 0 | 0 | 0 | |
| RGV | 9/7/23 | 6 | 0 | 0 | 0 | 0 | 0 | 0 | 0 | 0 | |
| RGV | 9/7/23 | 3 | 0 | 0 | 0 | 0 | 0 | 0 | 0 | 0 | |
| RGV | 9/7/23 | 75 | 0 | 0 | 0 | 0 | 0 | 0 | 0 | 0 | |
| RGV | 9/7/23 | 77 | 0 | 0 | 0 | 0 | 0 | 0 | 0 | 0 | |
| RGV | 9/7/23 | 76 | 0 | 0 | 0 | 0 | 0 | 0 | 0 | 0 | |
| RGV | 9/7/23 | 53 | 0 | 0 | 0 | 0 | 0 | 0 | 0 | 0 | |
| RGV | 9/7/23 | 53 | 0 | 0 | 0 | 0 | 0 | 0 | 0 | 0 | |
| RGV | 9/7/23 | 53 | 0 | 0 | 0 | 0 | 0 | 0 | 0 | 0 | |
| RGV | 9/7/23 | 20 | 0 | 0 | 0 | 0 | 0 | 0 | 0 | 0 | |
| RGV | 9/7/23 | 72 | 0 | 0 | 0 | 0 | 0 | 0 | 0 | 0 | |
| RGV | 9/7/23 | 3 | 0 | 0 | 0 | 0 | 0 | 0 | 0 | 0 | |
| RGV | 9/7/23 | 40 | 0 | 0 | 0 | 0 | 0 | 0 | 0 | 0 | |
| RGV | 9/7/23 | 5 | 0 | 0 | 0 | 0 | 0 | 0 | 0 | 0 | |
| RGV | 9/7/23 | 35 | 0 | 0 | 0 | 0 | 0 | 0 | 0 | 0 | |
| RGV | 9/7/23 | 23 | 0 | 0 | 0 | 0 | 0 | 0 | 0 | 0 | |
| RGV | 9/7/23 | 38 | 0 | 0 | 0 | 0 | 0 | 0 | 0 | 0 | |
| RGV | 9/7/23 | 4 | 0 | 0 | 0 | 0 | 0 | 0 | 0 | 0 | |
| RGV | 9/7/23 | 3 | 0 | 0 | 0 | 0 | 0 | 0 | 0 | 0 | 1 |
| RGV | 9/7/23 | 4 | 0 | 0 | 0 | 0 | 0 | 0 | 0 | 0 | |
| RGV | 9/7/23 | 3 | 0 | 0 | 0 | 0 | 0 | 0 | 0 | 0 | |
| RGV | 9/7/23 | 8 | 0 | 0 | 0 | 0 | 0 | 0 | 0 | 0 | 1 |
| RGV | 9/7/23 | 2 | 0 | 0 | 0 | 0 | 0 | 0 | 0 | 0 | |
| RGV | 9/7/23 | 2 | 0 | 0 | 0 | 0 | 0 | 0 | 0 | 0 | |
| RGV | 9/7/23 | 3 | 0 | 0 | 0 | 0 | 0 | 0 | 0 | 0 | |
| RGV | 9/7/23 | 2 | 0 | 0 | 0 | 0 | 0 | 0 | 0 | 0 | |
| RGV | 9/7/23 | 1 | 0 | 0 | 0 | 0 | 0 | 0 | 0 | 0 | |
| RGV | 9/7/23 | 8 | 0 | 0 | 0 | 0 | 0 | 0 | 0 | 0 | |
| RGV | 9/7/23 | 9 | 0 | 0 | 0 | 0 | 0 | 0 | 0 | 0 | |
| RGV | 9/7/23 | 27 | 0 | 0 | 0 | 0 | 0 | 0 | 0 | 0 | |
| RGV | 9/7/23 | 3 | 0 | 0 | 0 | 0 | 0 | 0 | 0 | 0 | |
| RGV | 9/7/23 | 1 | 0 | 0 | 0 | 0 | 0 | 0 | 0 | 0 | |
| RGV | 9/7/23 | 2 | 0 | 0 | 0 | 0 | 0 | 0 | 0 | 0 | |
| RGV | 9/7/23 | 3 | 0 | 0 | 0 | 0 | 0 | 0 | 0 | 0 | |
| RGV | 9/7/23 | 2 | 0 | 0 | 0 | 0 | 0 | 0 | 0 | 0 | |
| RGV | 9/6/23 | 75 | 0 | 0 | 0 | 0 | 0 | 0 | 0 | 0 | |

(b)(7)(E)

Events associated with Operation Lone Star last 7 Days

| | | | | | | | | | | | |
|-----|--------|----|---|---|---|---|---|---|---|---|---|
| RGV | 9/6/23 | 74 | 0 | 0 | 0 | 0 | 0 | 0 | 0 | 0 | |
| RGV | 9/6/23 | 47 | 0 | 0 | 0 | 0 | 0 | 0 | 0 | 0 | |
| RGV | 9/6/23 | 3 | 0 | 0 | 0 | 0 | 0 | 0 | 0 | 0 | |
| RGV | 9/6/23 | 6 | 0 | 0 | 0 | 0 | 0 | 0 | 0 | 0 | |
| RGV | 9/6/23 | 75 | 0 | 0 | 0 | 0 | 0 | 0 | 0 | 0 | |
| RGV | 9/6/23 | 13 | 0 | 0 | 0 | 0 | 0 | 0 | 0 | 0 | |
| RGV | 9/6/23 | 76 | 0 | 0 | 0 | 0 | 0 | 0 | 0 | 0 | |
| RGV | 9/6/23 | 64 | 0 | 0 | 0 | 0 | 0 | 0 | 0 | 0 | |
| RGV | 9/6/23 | 47 | 0 | 0 | 0 | 0 | 0 | 0 | 0 | 0 | |
| RGV | 9/6/23 | 76 | 0 | 0 | 0 | 0 | 0 | 0 | 0 | 0 | |
| RGV | 9/6/23 | 13 | 0 | 0 | 0 | 0 | 0 | 0 | 0 | 0 | |
| RGV | 9/6/23 | 55 | 0 | 0 | 0 | 0 | 0 | 0 | 0 | 0 | |
| RGV | 9/6/23 | 52 | 0 | 0 | 0 | 0 | 0 | 0 | 0 | 0 | |
| RGV | 9/6/23 | 40 | 0 | 0 | 0 | 0 | 0 | 0 | 0 | 0 | |
| RGV | 9/6/23 | 52 | 0 | 0 | 0 | 0 | 0 | 0 | 0 | 0 | |
| RGV | 9/6/23 | 55 | 0 | 0 | 0 | 0 | 0 | 0 | 0 | 0 | |
| RGV | 9/6/23 | 34 | 0 | 0 | 0 | 0 | 0 | 0 | 0 | 0 | |
| RGV | 9/6/23 | 36 | 0 | 0 | 0 | 0 | 0 | 0 | 0 | 0 | |
| RGV | 9/6/23 | 1 | 0 | 0 | 0 | 0 | 0 | 0 | 0 | 0 | |
| RGV | 9/6/23 | 63 | 0 | 0 | 0 | 0 | 0 | 0 | 0 | 0 | |
| RGV | 9/6/23 | 1 | 0 | 0 | 0 | 0 | 0 | 0 | 0 | 0 | |
| RGV | 9/6/23 | 20 | 0 | 0 | 0 | 0 | 0 | 0 | 0 | 0 | |
| RGV | 9/6/23 | 7 | 0 | 0 | 0 | 0 | 0 | 0 | 0 | 0 | |
| RGV | 9/6/23 | 6 | 0 | 0 | 0 | 0 | 0 | 0 | 0 | 0 | |
| RGV | 9/6/23 | 6 | 0 | 0 | 0 | 0 | 0 | 0 | 0 | 0 | |
| RGV | 9/6/23 | 2 | 0 | 0 | 0 | 0 | 0 | 0 | 0 | 0 | |
| RGV | 9/6/23 | 35 | 0 | 0 | 0 | 0 | 0 | 0 | 0 | 0 | |
| RGV | 9/6/23 | 2 | 0 | 0 | 0 | 0 | 0 | 0 | 0 | 0 | |
| RGV | 9/6/23 | 19 | 0 | 0 | 0 | 0 | 0 | 0 | 0 | 0 | |
| RGV | 9/6/23 | 34 | 0 | 0 | 0 | 0 | 0 | 0 | 0 | 0 | |
| RGV | 9/6/23 | 1 | 0 | 0 | 0 | 0 | 0 | 0 | 0 | 0 | 1 |
| RGV | 9/6/23 | 74 | 0 | 0 | 0 | 0 | 0 | 0 | 0 | 0 | |
| RGV | 9/6/23 | 2 | 0 | 0 | 0 | 0 | 0 | 0 | 0 | 0 | 1 |
| RGV | 9/6/23 | 4 | 0 | 0 | 0 | 0 | 0 | 0 | 0 | 0 | |
| RGV | 9/6/23 | 5 | 0 | 0 | 0 | 0 | 0 | 0 | 0 | 0 | |
| RGV | 9/6/23 | 13 | 0 | 0 | 0 | 0 | 0 | 0 | 0 | 0 | |
| RGV | 9/6/23 | 2 | 0 | 0 | 0 | 0 | 0 | 0 | 0 | 0 | |
| RGV | 9/6/23 | 10 | 0 | 0 | 0 | 0 | 0 | 0 | 0 | 0 | |
| RGV | 9/6/23 | 3 | 0 | 0 | 0 | 0 | 0 | 0 | 0 | 0 | 1 |

(b)(7)(E)

Events associated with Operation Lone Star last 7 Days

| | | | | | | | | | | | |
|-----|--------|----|---|---|---|---|---|---|---|---|---|
| RGV | 9/6/23 | 2 | 0 | 0 | 0 | 0 | 0 | 0 | 0 | 0 | 1 |
| RGV | 9/6/23 | 4 | 0 | 0 | 0 | 0 | 0 | 0 | 0 | 0 | |
| RGV | 9/6/23 | 4 | 0 | 0 | 0 | 0 | 0 | 0 | 0 | 0 | |
| RGV | 9/6/23 | 1 | 0 | 0 | 0 | 0 | 0 | 0 | 0 | 0 | |
| RGV | 9/6/23 | 2 | 0 | 0 | 0 | 0 | 0 | 0 | 0 | 0 | |
| RGV | 9/5/23 | 37 | 0 | 0 | 0 | 0 | 0 | 0 | 0 | 0 | |
| RGV | 9/5/23 | 9 | 0 | 0 | 0 | 0 | 0 | 0 | 0 | 0 | |
| RGV | 9/5/23 | 8 | 0 | 0 | 0 | 0 | 0 | 0 | 0 | 0 | |
| RGV | 9/5/23 | 75 | 0 | 0 | 0 | 0 | 0 | 0 | 0 | 0 | |
| RGV | 9/5/23 | 49 | 0 | 0 | 0 | 0 | 0 | 0 | 0 | 0 | |
| RGV | 9/5/23 | 33 | 0 | 0 | 0 | 0 | 0 | 0 | 0 | 0 | |
| RGV | 9/5/23 | 24 | 0 | 0 | 0 | 0 | 0 | 0 | 0 | 0 | |
| RGV | 9/5/23 | 1 | 0 | 0 | 0 | 0 | 0 | 0 | 0 | 0 | |
| RGV | 9/5/23 | 21 | 0 | 0 | 0 | 0 | 0 | 0 | 0 | 0 | |
| RGV | 9/5/23 | 15 | 0 | 0 | 0 | 0 | 0 | 0 | 0 | 0 | |
| RGV | 9/5/23 | 5 | 0 | 0 | 0 | 0 | 0 | 0 | 0 | 0 | |
| RGV | 9/5/23 | 56 | 0 | 0 | 0 | 0 | 0 | 0 | 0 | 0 | |
| RGV | 9/5/23 | 54 | 0 | 0 | 0 | 0 | 0 | 0 | 0 | 0 | |
| RGV | 9/5/23 | 14 | 0 | 0 | 0 | 0 | 0 | 0 | 0 | 0 | 2 |
| RGV | 9/5/23 | 1 | 0 | 0 | 0 | 0 | 0 | 0 | 0 | 0 | |
| RGV | 9/5/23 | 3 | 0 | 0 | 0 | 0 | 0 | 0 | 0 | 0 | |
| RGV | 9/5/23 | 3 | 0 | 0 | 0 | 0 | 0 | 0 | 0 | 0 | |
| RGV | 9/5/23 | 1 | 0 | 0 | 0 | 0 | 0 | 0 | 0 | 0 | |
| RGV | 9/5/23 | 3 | 0 | 0 | 0 | 0 | 0 | 0 | 0 | 0 | |
| RGV | 9/5/23 | 15 | 0 | 0 | 0 | 0 | 0 | 0 | 0 | 0 | |
| RGV | 9/5/23 | 6 | 0 | 0 | 0 | 0 | 0 | 0 | 0 | 0 | |
| RGV | 9/6/23 | 3 | 0 | 0 | 0 | 0 | 0 | 0 | 0 | 0 | |
| RGV | 9/5/23 | 7 | 0 | 0 | 0 | 0 | 0 | 0 | 0 | 0 | |
| RGV | 9/5/23 | 46 | 0 | 0 | 0 | 0 | 0 | 0 | 0 | 0 | |
| RGV | 9/5/23 | 97 | 0 | 0 | 0 | 0 | 0 | 0 | 0 | 0 | |
| RGV | 9/5/23 | 2 | 0 | 0 | 0 | 0 | 0 | 0 | 0 | 0 | |
| RGV | 9/5/23 | 1 | 0 | 0 | 0 | 0 | 0 | 0 | 0 | 0 | |
| RGV | 9/5/23 | 1 | 0 | 0 | 0 | 0 | 0 | 0 | 0 | 0 | |
| RGV | 9/4/23 | 80 | 0 | 0 | 0 | 0 | 0 | 0 | 0 | 0 | |
| RGV | 9/4/23 | 75 | 0 | 0 | 0 | 0 | 0 | 0 | 0 | 0 | |
| RGV | 9/4/23 | 47 | 0 | 0 | 0 | 0 | 0 | 0 | 0 | 0 | |
| RGV | 9/4/23 | 4 | 0 | 0 | 0 | 0 | 0 | 0 | 0 | 0 | |
| RGV | 9/4/23 | 55 | 0 | 0 | 0 | 0 | 0 | 0 | 0 | 0 | |
| RGV | 9/4/23 | 34 | 0 | 0 | 0 | 0 | 0 | 0 | 0 | 0 | |

(b)(7)(E)

Events associated with Operation Lone Star last 7 Days

| | | | | | | | | | | | | |
|-----|------------------|-------------|--------------|----------|----------|----------|----------|----------|----------|----------|----------|---|
| RGV | (b)(7)(E) | 9/4/23 | 41 | 0 | 0 | 0 | 0 | 0 | 0 | 0 | 0 | |
| RGV | | 9/4/23 | 5 | 0 | 0 | 0 | 0 | 0 | 0 | 0 | 0 | |
| RGV | | 9/4/23 | 7 | 0 | 0 | 0 | 0 | 0 | 0 | 0 | 0 | |
| RGV | | 9/4/23 | 49 | 0 | 0 | 0 | 0 | 0 | 0 | 0 | 0 | |
| RGV | | 9/4/23 | 4 | 0 | 0 | 0 | 0 | 0 | 0 | 0 | 0 | 1 |
| RGV | | 9/4/23 | 11 | 0 | 0 | 0 | 0 | 0 | 0 | 0 | 0 | |
| RGV | | 9/4/23 | 9 | 0 | 0 | 0 | 0 | 0 | 0 | 0 | 0 | |
| RGV | | 9/4/23 | 7 | 0 | 0 | 0 | 0 | 0 | 0 | 0 | 0 | 1 |
| RGV | | 9/4/23 | 3 | 0 | 0 | 0 | 0 | 0 | 0 | 0 | 0 | |
| RGV | | 9/4/23 | 4 | 0 | 0 | 0 | 0 | 0 | 0 | 0 | 0 | 1 |
| RGV | | 9/4/23 | 53 | 0 | 0 | 0 | 0 | 0 | 0 | 0 | 0 | |
| RGV | | 9/4/23 | 1 | 0 | 0 | 0 | 0 | 0 | 0 | 0 | 0 | |
| RGV | | 9/4/23 | 68 | 0 | 0 | 0 | 0 | 0 | 0 | 0 | 0 | 1 |
| RGV | | 9/4/23 | 3 | 0 | 0 | 0 | 0 | 0 | 0 | 0 | 0 | |
| RGV | | 9/4/23 | 2 | 0 | 0 | 0 | 0 | 0 | 0 | 0 | 0 | |
| | | Sum: | 4,164 | 0 | 0 | 0 | 0 | 0 | 0 | 0 | 0 | |



OPERATION LONE STAR

Dashboard As of August 10, 2023

Activities in the Operation Lone Star Area of Interest

| | Criminal Arrests | Criminal Trespass Arrests | Felony Charges | Federal/Other Charges | Illegal Immigrant Apprehensions & Referrals | Illegal Entries Deterred | Ballouts |
|--------------|------------------|---------------------------|----------------|-----------------------|---|--------------------------|----------|
| TOTAL | 33,203 | 8,592 | 30,177 | 2,836 | 414,185 | 55,413 | 3,895 |

| | Marijuana Seizures (lbs.) | Cocaine Seizures (lbs.) | Meth Seizures (lbs.) | Heroin Seizures (lbs.) | Fentanyl Seizures (lbs.) | Fentanyl Lethal Doses | Currency Seizures (USD) | Firearms |
|--------------|---------------------------|-------------------------|----------------------|------------------------|--------------------------|-----------------------|-------------------------|----------|
| TOTAL | 26,513 | 5,216 | 13,299 | 127 | 408 | 95,572,174 | \$14,847,363 | 1,598 |

Statewide Operation Lone Star Activities

| | Marijuana Seizures (lbs.) | Cocaine Seizures (lbs.) | Meth Seizures (lbs.) | Heroin Seizures (lbs.) | Fentanyl Seizures (lbs.) | Fentanyl Lethal Doses | Currency Seizures (USD) | Firearms |
|--------------|---------------------------|-------------------------|----------------------|------------------------|--------------------------|-----------------------|-------------------------|----------|
| TOTAL | 52,186 | 7,994 | 54,444 | 669 | 1,880 | 426,394,055 | \$47,525,658 | 8,489 |

Operation Lone Star (OLS) began on March 06, 2021. All numbers reported for Operation Lone Star are unverified and unofficial. Numbers reflect combined reporting from Texas Department of Public Safety (DPS), Texas Parks & Wildlife Department (TPWD), and Texas Military Department (TMD). Numbers are approximate and subject to change. Data includes instances where DPS assisted other agencies during the event. Criminal arrests, including criminal trespass arrests, include United States Citizens and illegal migrants. Number of felony charges are placed on individuals arrested for criminal activity during the reporting period. Multiple charges may be placed on an individual during any arrest incident. Charges include Texas Penal Codes 20.05, 20.06, 20.07, 20a, 30.05, 31.07, 34.02, 37.01, 38.03, 38.04, 46, and 71.02; Texas Health and Safety Codes 48.1 and 48.3; Texas Transportation Code 545.421; United States Code Titles 8 USC, 18 USC § 922, 18 USC § 1546, 18 USC § 1956, 18 USC § 1960, 21 USC § 801-971, 26 USC § 5861, 26 USC § 7206; and all warrants. Federal/other charges could include subjects arrested with federal warrants, e.g., DPS initially detained but turned over to a federal agency, etc. Illegal Entries Deterred represents the number of subjects who crossed into the U.S. and then crossed back into MX after encountering law enforcement, as well as those who were in the process of crossing or who had staged in MX to cross but ceased the attempt upon encountering law enforcement. Data may include activity that occurred in OLS Area of Interest as defined in the OLS Operations Order and OLS Fragmentary Order as the Gulf of Mexico coastal region and all the DPS South Texas and West Texas Regions. Statewide Operation Lone Star Activities reflects numbers across the state of Texas, including the Operation Lone Star Area of Interest. Operation Lone Star Area of Interest numbers are a subset of Statewide Operation Lone Star numbers. A Fentanyl Lethal Dose is 2mg based on DEA reporting. TPWD personnel deployed for OLS from June 28, 2021, through August 03, 2023. Illegal immigrant numbers provided by TMD from March 12, 2021-August 10, 2023, may include instances where DPS assisted in referring to United States Border Patrol.

Stash House Events

| Number of Stash Houses Events | Illegal Immigrant Recoveries & Referrals from Stash Houses |
|-------------------------------|--|
| 345 | 3,768 |

A stash house is a home or building used to smuggle people or drugs. One (1) stash house event could involve multiple stash house locations. The number of illegal immigrants recovered and referred to USBP from stash house events are a subset of OLS Area of Interest numbers.

(b)(7)(E) Operations

| Number of Inspections | Vehicles Out of Service (%) | Drivers Out of Service (%) |
|-----------------------|-----------------------------|----------------------------|
| (b)(7)(E) | (b)(7)(E) | (b)(7)(E) |

Border Operations began at the (b)(7)(E) in December 24, 2022, (b)(7)(E) December 19, 2022, and (b)(7)(E) January 22, 2023, respectively, in the West Texas region. Numbers are obtained from commercial vehicle enforcement-10 (CVE-10) forms following DPS CVE inspections. Stats reflective as of April 13, 2023.

Processing Facilities (b)(7)(E) &

| (b)(7)(E) Counties | |
|--------------------|-------------------------------|
| Subjects Processed | Subjects Currently in Custody |
| (b)(7)(E) | (b)(7)(E) |

The reporting period for criminal migrant processing numbers is July 20, 2021-August 09, 2023. Numbers were derived from Texas DPS arrest information captured by the facility processing centers in (b)(7)(E) counties and information provided by the Texas Department of Criminal Justice (b)(7)(E) and (b)(7)(E) units.

Referrals Involving CMV & Other Large Vehicles

| Number of CMV Events | Illegal Immigrant Recoveries & Referrals from CMVs |
|----------------------|--|
| 101 | 1,790 |

This table documents illegal immigrant referrals from events involving a commercial motor vehicle (CMV) or other large vehicle. These include self-propelled or towed CMVs or other large vehicles used on a public highway to transport passengers or property, including but not limited to a bus, tractor trailer, cargo/horse trailer, box truck, farm vehicle, etc. The number of illegal immigrants apprehended and referred to USBP from CMV events are a subset of OLS Area of Interest numbers.

Carrizo Cane Eradication

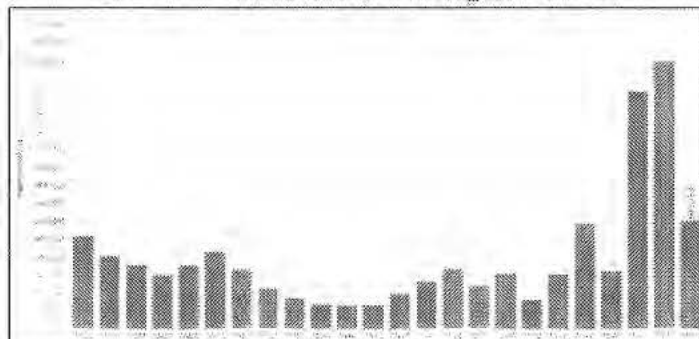
| Acres Treated |
|---------------|
| 8,436.87 |

This table reflects data reported by Texas State Soil and Water Conservation Board in FY2022 and FY2023, as of October 2022, regarding the Rio Grande Carrizo Cane Eradication Program.

| (b)(7)(E) | | | |
|-----------------|-----------------------------|----------------------|-------------------------|
| Fielded Cameras | Number of Drawbridge Events | Number of Detections | Number of Apprehensions |
| (b)(7)(E) | (b)(7)(E) | (b)(7)(E) | (b)(7)(E) |

This table shows data collected from the fielded (b)(7)(E) mirrors within the OLS Area of Interest. Events are when suspected illicit activity is detected, information is disseminated to responders, and a result is recorded. Detections are either an estimate or exact number of subjects (based on how the result is received) in an event. Apprehensions are the number of subjects reportedly taken into custody in an event. Reporting period is March 04, 2021-August 07, 2023.

Illegal Immigrant Apprehensions in Texas Sectors by Calendar Year CY 2000 - CYTD 2023, as of August 09, 2023



* This chart compares apprehensions during CYTD 2023 compared to apprehension data for complete calendar years since CY 2000.
 * Most apprehension figures are based on publicly available data from the Customs and Border Protection (CBP) website.
 * July 01-August 09, 2023, apprehension figures are based on Operation Border Star reporting and are preliminary, unofficial, and subject to change.
 * Texas Sectors include the Rio Grande Valley, Laredo, Del Rio, Big Bend, and El Paso Sectors. The El Paso Sector covers a portion of Texas and the state of New Mexico.

Message

From: (b)(6), (b)(7)(C)

Sent: 8/28/2023 1:58:58 PM

To: RGV Command (b)(7)(E) RGV PAICs (b)(7)(E) RGV DPAICs (b)(7)(E)

CC: RGV OPS SOSs (b)(7)(E) RGV ACTT DIR (b)(7)(E) LEOD BPSCC (b)(7)(E)

Subject: Operation Lone Star - Statistics, OPS and LPOPs DRT response UPDATE - 8/28/2023

Attachments: 230818-230824 OLS Weekly Report.pdf; (U-FOUO) OLS Dashboard 082423.pdf; (U-LES) Total Activity Report 082423.pdf; Op. Lone Star 4.12023-08-28.pdf

ALCON,

Please view latest OLS update and LPOP site totals.

Texas Department of Public Safety:

- (b)(7)(E) troopers deployed throughout RGV Sector during a 24-hr. period.
 - Florida Highway Patrol is expected to continue supporting the State of Texas through the end of August.
- **DPS Jim Hogg Criminal Trespasser Prosecutions:**
 - DPS Initiative with Jim Hogg Processing Center has had total (b)(7)(E) arrests for criminal trespassers.

Texas Military Department:

- (b)(7)(E)
- (b)(7)(E)
- (b)(7)(E)

Texas Parks & Wildlife:

- (b)(7)(E)

OLS Security Positions:

(b)(7)(E)

(b)(7)(E)

- Task Force (b)(7)(E) is responsible for (b)(7)(E)
 - (b)(7)(E)
 - (b)(7)(E)
- Task Force (b)(7)(E) will be responsible for (b)(7)(E)
 - (b)(7)(E)

o (b)(7)(E)

Total Identified Sites: (b)(7)(E) Active Sites: (b)(7)(E) Inactive Sites: (b)(7)(E) Roving Patrols: (b)(7)(E)

| | | | |
|----|------------------|----------|-----------|
| 1 | (b)(7)(E) | Inactive | |
| 2 | | Active | |
| 3 | | Active | |
| 4 | | Inactive | |
| 5 | | Inactive | |
| 6 | | Inactive | |
| 7 | | Active | (b)(7)(E) |
| 8 | | Inactive | |
| 9 | | Inactive | |
| 10 | | Inactive | |
| 11 | | Inactive | |
| 12 | | Inactive | |
| 13 | | Active | |
| 14 | | Inactive | |
| 15 | | Inactive | (b)(7)(E) |
| 16 | | Inactive | |
| 17 | | Inactive | |
| 18 | | Inactive | |
| 19 | | Inactive | |
| 20 | | Inactive | |
| 21 | | Active | |
| 22 | | Inactive | |
| 23 | | Inactive | (b)(7)(E) |
| 24 | | Inactive | |
| 25 | | Active | |
| 26 | | Inactive | |
| 27 | | Inactive | |
| 28 | | Active | |
| 29 | | Inactive | |
| 30 | | Inactive | |
| 31 | | Inactive | (b)(7)(E) |
| 32 | | Inactive | |
| 33 | | Inactive | |

| | | | |
|----|------------------|----------|------------------|
| 34 | (b)(7)(E) | Inactive | |
| 35 | | Inactive | |
| 36 | | Inactive | |
| 37 | | Inactive | |
| 38 | | Inactive | |
| 39 | | Inactive | |
| 40 | | Active | |
| 41 | | Inactive | |
| 42 | | Inactive | (b)(7)(E) |
| 43 | | Inactive | |
| 44 | | Active | |
| 45 | | Inactive | |
| 46 | | Inactive | |
| 47 | | Inactive | |
| 48 | | Inactive | |
| 49 | | Inactive | |
| 50 | | Inactive | |
| 51 | | Inactive | |
| 52 | | Inactive | |
| 53 | | Inactive | |
| 54 | | Inactive | |
| 55 | | Inactive | |
| 56 | | Inactive | |
| 57 | | Inactive | |
| 58 | | Inactive | |
| 59 | | Active | |
| 60 | | Inactive | |
| 61 | | Active | |
| 62 | | Active | (b)(7)(E) |
| 63 | | Inactive | |
| 64 | | Inactive | |
| 65 | | Inactive | |
| 66 | | Inactive | (b)(7)(E) |
| 67 | | Inactive | |
| 68 | | Inactive | |
| 69 | | Inactive | |
| 70 | | Inactive | |
| 71 | | Inactive | |
| 72 | | Inactive | |
| 73 | | Active | |
| 74 | | Inactive | |

| | | | |
|-----|--|----------|-----------|
| 75 | | Inactive | |
| 76 | | Inactive | |
| 77 | | Inactive | |
| 78 | | Active | |
| 79 | | Inactive | |
| 80 | | Active | (b)(7)(E) |
| 81 | | Inactive | |
| 82 | | Inactive | |
| 83 | | Inactive | |
| 84 | | Inactive | |
| 85 | | Inactive | |
| 86 | | Inactive | |
| 87 | | Active | |
| 88 | | Active | (b)(7)(E) |
| 89 | | Active | |
| 90 | | Inactive | |
| 91 | | Active | |
| 92 | | Active | |
| 93 | | Active | |
| 94 | | Active | |
| 95 | | Inactive | |
| 96 | | Active | |
| 97 | | Active | (b)(7)(E) |
| 98 | | Active | |
| 99 | | Active | |
| 100 | | Active | (b)(7)(E) |
| 101 | | Inactive | |
| 102 | | Active | (b)(7)(E) |
| 103 | | Active | |
| 104 | | Active | |
| 105 | | Active | |
| 106 | | Inactive | |
| 107 | | Inactive | |
| 108 | | Inactive | |
| 109 | | Active | |
| 110 | | Active | (b)(7)(E) |
| 111 | | Inactive | |
| 112 | | Inactive | |
| 113 | | Active | |
| 114 | | Active | (b)(7)(E) |
| 115 | | Active | |

(b)(7)(E)

| | | | |
|-----|------------------|----------|--|
| 116 | (b)(7)(E) | Inactive | |
| 117 | | Inactive | |
| 118 | | Inactive | |
| 119 | | Inactive | |

(b)(6), (b)(7)(C)

Supervisory Border Patrol Agent
RGV ACTT-Operation Lone Star/DOD Liaison

(b)(6), (b)(7)(C)



OPERATION LONE STAR

Weekly Recap August 18 - August 24, 2023

| Criminal Arrests | Migrant Apprehensions & Referrals | Vehicle Pursuits | Ballouts | Marijuana Seizures | Cocaine/Meth Seizures | Currency Seizures | Firearms |
|------------------|-----------------------------------|------------------|----------|--------------------|-----------------------|-------------------|----------|
| 107 | 5,015 | 17 | 19 | 0.36lb | 0.07lb | \$16,000 | 4 |

All numbers reported for Operation Lone Star are unverified and unofficial. Numbers are approximate and subject to change. Data includes instances where DPS assisted other agencies during the event. Data may include activity that occurred in OLS Area of Interest as defined in the OLS Operations Order and OLS Fragmentary Order as the Gulf of Mexico coastal region and all of the DPS South Texas and West Texas Regions. Areas outside of the OLS Area of Interest is defined as the DPS regions outside of South Texas and West Texas Regions.

The following are examples of OLS activity within the Area of Interest:

(b)(6), (b)(7)(C), (b)(7)(E)

(b)(6), (b)(7)(C), (b)(7)(E)

(b)(6), (b)(7)(C), (b)(7)(E)

(b)(6), (b)(7)(C), (b)(7)(E)

(b)(6), (b)(7)(C), (b)(7)(E)

(b)(6), (b)(7)(C), (b)(7)(E)

(b)(6), (b)(7)(C), (b)(7)(E)

(b)(6), (b)(7)(C), (b)(7)(E)



OPERATION LONE STAR

Dashboard As of August 24, 2023

Activities in the Operation Lone Star Area of Interest

| | Criminal Arrests | Criminal Trespass Arrests | Felony Charges | Federal/Other Charges | Illegal Immigrant Apprehensions & Referrals | Illegal Entries Deterred | Ballouts |
|--------------|------------------|---------------------------|----------------|-----------------------|---|--------------------------|----------|
| TOTAL | 33,841 | 8,760 | 30,790 | 2,911 | 427,647 | 57,845 | 3,932 |

| | Marijuana Seizures (lbs.) | Cocaine Seizures (lbs.) | Meth Seizures (lbs.) | Heroin Seizures (lbs.) | Fentanyl Seizures (lbs.) | Fentanyl Lethal Doses | Currency Seizures (USD) | Firearms |
|--------------|---------------------------|-------------------------|----------------------|------------------------|--------------------------|-----------------------|-------------------------|----------|
| TOTAL | 26,559 | 5,397 | 13,353 | 127 | 409 | 92,752,574 | \$14,912,371 | 1,617 |

Statewide Operation Lone Star Activities

| | Marijuana Seizures (lbs.) | Cocaine Seizures (lbs.) | Meth Seizures (lbs.) | Heroin Seizures (lbs.) | Fentanyl Seizures (lbs.) | Fentanyl Lethal Doses | Currency Seizures (USD) | Firearms |
|--------------|---------------------------|-------------------------|----------------------|------------------------|--------------------------|-----------------------|-------------------------|----------|
| TOTAL | 52,318 | 8,246 | 54,505 | 670 | 1,881 | 426,615,580 | \$47,660,196 | 8,578 |

Operation Lone Star (OLS) began on March 06, 2021. All numbers reported for Operation Lone Star are unverified and unofficial. Numbers reflect combined reporting from Texas Department of Public Safety (DPS), Texas Parks & Wildlife Department (TPWD), and Texas Military Department (TMD). Numbers are approximate and subject to change. Data includes instances where DPS assisted other agencies during the event. Criminal arrests, including criminal trespass arrests, include United States Citizens and illegal migrants. Number of felony charges are placed on individuals arrested for criminal activity during the reporting period. Multiple charges may be placed on an individual during any arrest incident. Charges include Texas Penal Codes 20.05, 20.06, 20.07, 20a, 30.05, 31.07, 34.02, 37.01, 38.03, 38.04, 46, and 71.02; Texas Health and Safety Codes 481 and 483; Texas Transportation Code 545.421; United States Code Titles 8 USC, 18 USC § 922, 18 USC § 1546, 18 USC § 1956, 18 USC § 1960, 21 USC § 801-971, 26 USC § 5861, 26 USC § 7206; and all warrants. Federal/other charges could include subjects arrested with federal warrants, e.g., DPS initially detained but turned over to a federal agency, etc. Illegal Entries Deterred represents the number of subjects who crossed into the U.S. and then crossed back into MX after encountering law enforcement, as well as those who were in the process of crossing or who had staged in MX to cross but ceased the attempt upon encountering law enforcement. Data may include activity that occurred in OLS Area of Interest as defined in the OLS Operations Order and OLS Fragmentary Order as the Gulf of Mexico coastal region and all the DPS South Texas and West Texas Regions. Statewide Operation Lone Star Activities reflects numbers across the state of Texas, including the Operation Lone Star Area of Interest. Operation Lone Star Area of Interest numbers are a subset of Statewide Operation Lone Star numbers. A Fentanyl Lethal Dose is 2mg based on DEA reporting. TPWD personnel deployed for OLS from June 28, 2021, through August 03, 2023. Illegal immigrant numbers provided by TMD from March 12, 2021-August 24, 2023, may include instances where DPS assisted in referring to United States Border Patrol.

Stash House Events

| Number of Stash Houses Events | Illegal Immigrant Recoveries & Referrals from Stash Houses |
|-------------------------------|--|
| 358 | 3,796 |

A stash house is a home or building used to smuggle people or drugs. One (1) stash house event could involve multiple stash house locations. The number of illegal immigrants recovered and referred to USBP from stash house events are a subset of OLS Area of Interest numbers.

(b)(7)(E) Operations

| Number of Inspections | Vehicles Out of Service (%) | Drivers Out of Service (%) |
|-----------------------|-----------------------------|----------------------------|
| (b)(7)(E) | (b)(7)(E) | (b)(7)(E) |

Bridge operations began at the (b)(7)(E) in December 14, 2022, (b)(7)(E) on December 19, 2022, and (b)(7)(E) on January 22, 2023, respectively, in the West Texas Region. Numbers are obtained from commercial vehicle enforcement-10 (CVE-10) forms following DPS CVE inspections. Stats reflective as of April 13, 2023.

Processing Facilities (b)(7)(E) & (b)(7)(E) Counties

| Subjects Processed | Subjects Currently in Custody |
|--------------------|-------------------------------|
| (b)(7)(E) | (b)(7)(E) |

The reporting period for criminal migrant processing numbers is July 20, 2021-August 23, 2023. Numbers were derived from Texas DPS arrest information captured by the facility processing centers in (b)(7)(E) Counties and information provided by the Texas Department of Criminal Justice (b)(7)(E) and (b)(7)(E) units.

Referrals Involving CMV & Other Large Vehicles

| Number of CMV Events | Illegal Immigrant Recoveries & Referrals from CMVs |
|----------------------|--|
| 101 | 1,790 |

This table documents illegal immigrant referrals from events involving a commercial motor vehicle (CMV) or other large vehicle. These include self-propelled or towed CMVs or other large vehicles used on a public highway to transport passengers or property, including but not limited to a bus, tractor trailer, cargo/horse trailer, box truck, farm vehicle, etc. The number of illegal immigrants apprehended and referred to USBP from CMV events are a subset of OLS Area of Interest numbers.

Carrizo Cane Eradication

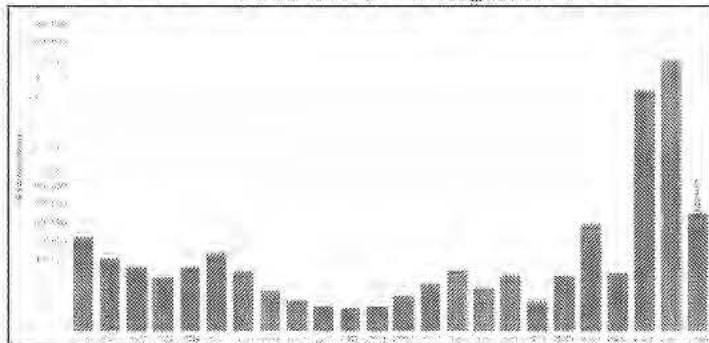
| Acres Treated |
|---------------|
| 8,436.87 |

This table reflects data reported by Texas State Soil and Water Conservation Board in FY2022 and FY2023, as of October 2022, regarding the Rio Grande Carrizo Cane Eradication Program.

| Fielded Cameras | Number of Drawbridge Events | Number of Detections | Number of Apprehensions |
|-----------------|-----------------------------|----------------------|-------------------------|
| (b)(7)(E) | (b)(7)(E) | (b)(7)(E) | (b)(7)(E) |

This table shows data collected from the fielded (b)(7)(E) cameras within the OLS Area of Interest. Events are when suspected illicit activity is detected, information is disseminated to responders, and a result is recorded. Detections are either an estimate or exact number of subjects (based on how the result is received) in an event. Apprehensions are the number of subjects reportedly taken into custody in an event. Reporting period is March 04, 2021-August 21, 2023.

Illegal Immigrant Apprehensions in Texas Sectors by Calendar Year CY 2000 - CYTD 2023, as of August 23, 2023



* This chart compares apprehensions during CYTD 2023 compared to apprehension data for complete calendar years since CY 2000.
 * Most apprehension figures are based on publicly available data from the Customs and Border Protection (CBP) website.
 * July 01-August 23, 2023, apprehension figures are based on Operation Border Star reporting and are preliminary, unofficial, and subject to change.
 * Texas Sectors include the Rio Grande Valley, Laredo, Del Rio, Big Bend, and El Paso Sectors. The El Paso Sector covers a portion of Texas and the state of New Mexico.



OPERATION LONE STAR

Dashboard As of July 20, 2023

Activities in the Operation Lone Star Area of Interest

| | Criminal Arrests | Criminal Trespass Arrests | Felony Charges | Federal/Other Charges | Illegal Immigrant Apprehensions & Referrals | Illegal Entries Deterred | Ballouts |
|--------------|------------------|---------------------------|----------------|-----------------------|---|--------------------------|--------------|
| TOTAL | 31,852 | 8,007 | 29,361 | 2,727 | 397,900 | 50,653 | 3,850 |

| | Marijuana Seizures (lbs.) | Cocaine Seizures (lbs.) | Meth Seizures (lbs.) | Heroin Seizures (lbs.) | Fentanyl Seizures (lbs.) | Fentanyl Lethal Doses | Currency Seizures (USD) | Firearms |
|--------------|---------------------------|-------------------------|----------------------|------------------------|--------------------------|-----------------------|-------------------------|--------------|
| TOTAL | 26,484 | 5,196 | 12,684 | 127 | 392 | 88,901,582 | \$14,815,985 | 1,568 |

Statewide Operation Lone Star Activities

| | Marijuana Seizures (lbs.) | Cocaine Seizures (lbs.) | Meth Seizures (lbs.) | Heroin Seizures (lbs.) | Fentanyl Seizures (lbs.) | Fentanyl Lethal Doses | Currency Seizures (USD) | Firearms |
|--------------|---------------------------|-------------------------|----------------------|------------------------|--------------------------|-----------------------|-------------------------|--------------|
| TOTAL | 52,118 | 7,966 | 53,754 | 669 | 1,864 | 422,636,613 | \$46,997,263 | 8,376 |

Operation Lone Star (OLS) began on March 06, 2021. All numbers reported for Operation Lone Star are unverified and unofficial. Numbers reflect combined reporting from Texas Department of Public Safety (DPS), Texas Parks & Wildlife Department (TPWD), and Texas Military Department (TMD). Numbers are approximate and subject to change. Data includes instances where DPS assisted other agencies during the event. Criminal arrests, including criminal trespass arrests, include United States Citizens and illegal migrants. Number of felony charges are placed on individuals arrested for criminal activity during the reporting period. Multiple charges may be placed on an individual during any arrest incident. Charges include Texas Penal Codes 20.05, 20.06, 20.07, 20a, 30.05, 31.07, 34.02, 37.01, 38.03, 38.04, 46, and 71.02; Texas Health and Safety Codes 48.1 and 48.3; Texas Transportation Code 545.421; United States Code Titles 8 USC, 18 USC § 922, 18 USC § 1546, 18 USC § 1956, 18 USC § 1960, 21 USC § 801-971, 26 USC § 5861, 26 USC § 7206; and all warrants. Federal/other charges could include subjects arrested with federal warrants, e.g., DPS initially detained but turned over to a federal agency, etc. Illegal Entries Deterred represents the number of subjects who crossed into the U.S. and then crossed back into MX after encountering law enforcement, as well as those who were in the process of crossing or who had staged in MX to cross but ceased the attempt upon encountering law enforcement. Data may include activity that occurred in OLS Area of Interest as defined in the OLS Operations Order and OLS Fragmentary Order as the Gulf of Mexico coastal region and all the DPS South Texas and West Texas Regions. Statewide Operation Lone Star Activities reflects numbers across the state of Texas, including the Operation Lone Star Area of Interest. Operation Lone Star Area of Interest numbers are a subset of Statewide Operation Lone Star numbers. A Fentanyl Lethal Dose is 2mg based on DEA reporting. TPWD personnel deployed for OLS from June 28, 2021, through July 07, 2023. Illegal immigrant numbers provided by TMD from March 12, 2021-July 20, 2023, may include instances where DPS assisted in referring to United States Border Patrol.

Stash House Events

| Number of Stash Houses Events | Illegal Immigrant Recoveries & Referrals from Stash Houses |
|-------------------------------|--|
| 340 | 3,722 |

A stash house is a home or building used to smuggle people or drugs. One (1) stash house event could involve multiple stash house locations. The number of illegal immigrants recovered and referred to USBP from stash house events are a subset of OLS Area of Interest numbers.

(b)(7)(E) Operations

| Number of Inspections | Vehicles Out of Service (%) | Drivers Out of Service (%) |
|-----------------------|-----------------------------|----------------------------|
| (b)(7)(E) | (b)(7)(E) | (b)(7)(E) |

Bridge operations began at the (b)(7)(E) on December 14, 2022, (b)(7)(E) on December 19, 2022, and (b)(7)(E) on January 22, 2023, respectively, in the West Texas Region. Numbers are obtained from commercial vehicle enforcement-10 (CVE-10) forms following DPS CVE inspections. Stats reflective as of April 13, 2023.

Processing Facilities (b)(7)(E) & (b)(7)(E) Counties

| Subjects Processed | Subjects Currently in Custody |
|--------------------|-------------------------------|
| (b)(7)(E) | (b)(7)(E) |

The reporting period for criminal migrant processing numbers is July 20, 2021-July 19, 2023. Numbers were derived from Texas DPS arrest information captured by the facility processing centers in (b)(7)(E) counties and information provided by the Texas Department of Criminal Justice (b)(7)(E) and (b)(7)(E) units.

Referrals Involving CMV & Other Large Vehicles

| Number of CMV Events | Illegal Immigrant Recoveries & Referrals from CMVs |
|----------------------|--|
| 101 | 1,790 |

This table documents illegal immigrant referrals from events involving a commercial motor vehicle (CMV) or other large vehicle. These include self-propelled or towed CMVs or other large vehicles used on a public highway to transport passengers or property, including but not limited to a bus, tractor trailer, cargo/horse trailer, box truck, farm vehicle, etc. The number of illegal immigrants apprehended and referred to USBP from CMV events are a subset of OLS Area of Interest numbers.

Carrizo Cane Eradication

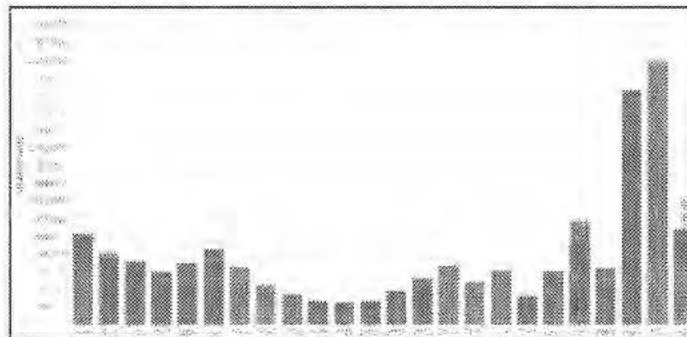
| Acres Treated |
|---------------|
| 8,436.87 |

This table reflects data reported by Texas State Soil and Water Conservation Board in FY2022 and FY2023, as of October 2022, regarding the Rio Grande Carrizo Cane Eradication Program.

| Fielded Cameras | Number of Drawbridge Events | Number of Detections | Number of Apprehensions |
|-----------------|-----------------------------|----------------------|-------------------------|
| (b)(7)(E) | (b)(7)(E) | (b)(7)(E) | (b)(7)(E) |

This table shows data collected from the fielded (b)(7)(E) cameras within the OLS Area of Interest. Events are when suspected illicit activity is detected, information is disseminated to responders, and a result is recorded. Detections are either an estimate or exact number of subjects (based on how the result is received) in an event. Apprehensions are the number of subjects reportedly taken into custody in an event. Reporting period is March 04, 2021-July 17, 2023.

Illegal Immigrant Apprehensions in Texas Sectors by Calendar Year CY 2000 - CYTD 2023, as of July 19, 2023



* This chart compares apprehensions during CYTD 2023 compared to apprehension data for complete calendar years since CY 2000.
 * Most apprehension figures are based on publicly available data from the Customs and Border Protection (CBP) website.
 * June 01-19, 2023, apprehension figures are based on Operation Border Star reporting and are preliminary, unofficial, and subject to change.
 * Texas Sectors include the Rio Grande Valley, Laredo, Del Rio, Big Bend, and El Paso Sectors. The El Paso Sector covers a portion of Texas and the state of New Mexico.

UNCLASSIFIED//FOR OFFICIAL USE ONLY

Message

From: (b)(6), (b)(7)(C)
Sent: 10/7/2023 12:23:05 AM
To: RGV Command (b)(7)(E) RGV PAICs (b)(7)(E) RGV DPAICs (b)(7)(E)
CC: RGV OPS SOSs (b)(7)(E) RGV ACTT DIR (b)(7)(E); LEOD BPSCC (b)(7)(E)
Subject: Operation Lone Star - Statistics, OPS and (b)(7)(E) DRT response UPDATE -10/06/2023
Attachments: (U-LES) Total Activity Report 100523.pdf; (U-LES) OLS Dashboard 100523.pdf

ALCON,

Please view latest OLS update and (b)(7)(E) site totals.

Texas Department of Public Safety:

- o (b)(7)(E)
- o **DPS Jim Hogg Criminal Trespasser Prosecutions:**
 - DPS Initiative with Jim Hogg Processing Center has had total (b)(7)(E) arrests for criminal trespassers.

Texas Military Department:

• (b)(7)(E)

Texas Parks & Wildlife:

○ (b)(7)(E)

OLS Security Positions (b)(7)(E)

(b)(7)(E)

• Task Force (b)(7)(E) is responsible for (b)(7)(E)

○ (b)(7)(E)
○

• Task Force (b)(7)(E) will be responsible for (b)(7)(E)

○ (b)(7)(E)
○
○

Total Identified Sites: (b)(7)(E) Active Sites: (b)(7)(E) Inactive Sites: (b)(7)(E) Roving Patrols: (b)(7)(E)

| | | | |
|----|-----------|----------|-----------|
| 1 | (b)(7)(E) | Inactive | |
| 2 | | Active | |
| 3 | | Inactive | |
| 4 | | Inactive | |
| 5 | | Inactive | (b)(7)(E) |
| 6 | | Inactive | |
| 7 | | Active | |
| 8 | | Inactive | |
| 9 | | Inactive | |
| 10 | | Inactive | |
| 11 | | Inactive | |
| 12 | | Inactive | |

| | | | |
|----|------------------|----------|-----------|
| 13 | | Active | |
| 14 | | Inactive | |
| 15 | | Inactive | (b)(7)(E) |
| 16 | | Inactive | |
| 17 | | Inactive | |
| 18 | | Inactive | |
| 19 | | Inactive | |
| 20 | | Inactive | |
| 21 | | Active | |
| 22 | | Inactive | |
| 23 | | Inactive | (b)(7)(E) |
| 24 | | Active | |
| 25 | | Inactive | |
| 26 | | Inactive | |
| 27 | | Active | |
| 28 | | Inactive | |
| 29 | | Inactive | |
| 30 | | Inactive | |
| 31 | (b)(7)(E) | Inactive | (b)(7)(E) |
| 32 | | Inactive | |
| 33 | | Inactive | |
| 34 | | Inactive | |
| 35 | | Inactive | |
| 36 | | Inactive | |
| 37 | | Active | |
| 38 | | Inactive | |
| 39 | | Inactive | |
| 40 | | Inactive | |
| 41 | | Inactive | |
| 42 | | Inactive | |
| 43 | | Inactive | (b)(7)(E) |
| 44 | | Inactive | |
| 45 | | Inactive | |
| 46 | | Inactive | |
| 47 | | Inactive | |
| 48 | | Inactive | |
| 49 | | Inactive | |
| 50 | | Inactive | |
| 51 | | Inactive | |
| 52 | | Inactive | |
| 53 | | Inactive | |

| | | | |
|----|------------------|----------|-----------|
| 54 | | Inactive | |
| 55 | | Inactive | |
| 56 | | Inactive | |
| 57 | | Inactive | |
| 58 | | Inactive | |
| 59 | | Inactive | |
| 60 | | Inactive | |
| 61 | | Inactive | |
| 62 | | Inactive | (b)(7)(E) |
| 63 | | Inactive | |
| 64 | | Inactive | |
| 65 | | Inactive | |
| 66 | | Inactive | (b)(7)(E) |
| 67 | | Inactive | |
| 68 | | Inactive | |
| 69 | | Inactive | |
| 70 | | Inactive | |
| 71 | (b)(7)(E) | Inactive | |
| 72 | | Inactive | |
| 73 | | Active | |
| 74 | | Inactive | |
| 75 | | Inactive | |
| 76 | | Active | |
| 77 | | Active | |
| 78 | | Inactive | |
| 79 | | Inactive | |
| 80 | | Active | (b)(7)(E) |
| 81 | | Inactive | |
| 82 | | Inactive | |
| 83 | | Inactive | |
| 84 | | Inactive | |
| 85 | | Inactive | |
| 86 | | Inactive | |
| 87 | | Active | |
| 88 | | Active | |
| 89 | | Active | |
| 90 | | Inactive | |
| 91 | | Active | |
| 92 | | Active | |
| 93 | | Active | |

| | | |
|-----|------------------|----------|
| 94 | (b)(7)(E) | Active |
| 95 | | Inactive |
| 96 | | Active |
| 97 | | Active |
| 98 | | Active |
| 99 | | Active |
| 100 | | Active |
| 101 | | Inactive |
| 102 | | Active |
| 103 | | Active |
| 104 | | Active |
| 105 | | Active |
| 106 | | Inactive |
| 107 | | Inactive |
| 108 | | Inactive |
| 109 | | Active |
| 110 | | Active |
| 111 | | Inactive |
| 112 | | Inactive |
| 113 | | Active |
| 114 | Active | |
| 115 | Active | |
| 116 | Inactive | |
| 117 | Inactive | |
| 118 | Inactive | |
| 119 | Inactive | |

Thank you,

BPA: **(b)(6), (b)(7)(C)**

DOD/OLS Liaison

US Border Patrol – RGV Sector

(b)(6), (b)(7)(C)

(b)(6), (b)(7)(C)



OPERATION LONE STAR

Total Activity Report

As of October 05, 2023

Activities in the Operation Lone Star Area of Interest

| | Criminal Arrests | Criminal Trespass Arrests | Felony Charges | Federal/Other Charges | Illegal Immigrant Apprehensions & Referrals | Illegal Entries Detained | Ballots |
|-------|------------------|---------------------------|----------------|-----------------------|---|--------------------------|---------|
| TOTAL | 35,192 | 9,811 | 32,087 | 3,126 | 476,282 | 74,295 | 4,078 |

| | Marijuana Seizures (lbs.) | Cocaine Seizures (lbs.) | Meth Seizures (lbs.) | Heroin Seizures (lbs.) | Fentanyl Seizures (lbs.) | Fentanyl Lethal Doses | Currency Seizures (USD) | Firearms |
|-------|---------------------------|-------------------------|----------------------|------------------------|--------------------------|-----------------------|-------------------------|----------|
| TOTAL | 26,549 | 5,619 | 15,557 | 161 | 433 | 95,991,482 | \$18,373,118 | 1,654 |

Statewide Operation Lone Star Activities

| | Marijuana Seizures (lbs.) | Cocaine Seizures (lbs.) | Meth Seizures (lbs.) | Heroin Seizures (lbs.) | Fentanyl Seizures (lbs.) | Fentanyl Lethal Doses | Currency Seizures (USD) | Firearms |
|-------|---------------------------|-------------------------|----------------------|------------------------|--------------------------|-----------------------|-------------------------|----------|
| TOTAL | 52,295 | 8,773 | 54,703 | 710 | 1,907 | 432,593,043 | \$49,149,344 | 8,755 |

Operation Lone Star (OLS) began on March 04, 2021. All numbers reported for Operation Lone Star are unverified and unofficial. Numbers reflect combined reporting from Texas Department of Public Safety (DPS), Texas Parks & Wildlife Department (TPWD), and Texas Military Department (TMD). Numbers are approximate and subject to change. Data includes instances where DPS assisted other agencies during the event. Criminal arrests, including criminal trespass arrests, include United States Citizens and illegal migrants. Number of felony charges are placed on individuals arrested for criminal activity during the reporting period. Multiple charges may be placed on an individual during any arrest incident. Charges include Texas Penal Codes 20.05, 20.06, 20.07, 30A, 30.05, 31.07, 34.02, 37.09, 38.03, 38.04, 46, and 71.02; Texas Health and Safety Codes 481 and 483; Texas Transportation Code 545.421; United States Code Titles 8 USC, 18 USC § 922, 18 USC § 15-46, 18 USC § 1956, 18 USC § 1960, 21 USC § 801-971, 26 USC § 5861, 26 USC § 7206; and all warrants. Federal/other charges could include subjects arrested with federal warrants, e.g., DPS initially detained but turned over to a federal agency, etc. Illegal Entries Detained represents the number of subjects who crossed into the U.S. and then crossed back into MX after encountering law enforcement, as well as those who were in the process of crossing or who had staged in MX to cross but ceased the attempt upon encountering law enforcement. Data may include activity that occurred in OLS Area of Interest as defined in the OLS Operations Order and OLS Fragmentary Order as the Gulf of Mexico coastal region and all the DPS South Texas and West Texas Regions. Statewide Operation Lone Star Activities reflects numbers across the state of Texas, including the Operation Lone Star Area of Interest. Operation Lone Star Area of Interest numbers are a subset of Statewide Operation Lone Star numbers. A Fentanyl Lethal Dose is 2mg based on DEA reporting. TPWD personnel deployed for OLS from June 28, 2021, through September 21, 2023. Illegal immigrant numbers provided by TMD from March 12, 2021-October 05, 2023, may include instances where DPS assisted in referring to United States Border Patrol.

Stash House Events

| Number of Stash House Events | Illegal Immigrant Recoveries & Referrals from Stash Houses |
|------------------------------|--|
| 374 | 4,638 |

A stash house is a home or building used to smuggle people or drugs. One (1) stash house event could involve multiple stash house locations. The number of illegal immigrants recovered and referred to USBP from stash house events are a subset of OLS Area of Interest numbers.

Referrals Involving CMV & Other Large Vehicles

| Number of CMV Events | Illegal Immigrant Recoveries & Referrals from CMVs |
|----------------------|--|
| 161 | 1,839 |

This table documents illegal immigrant referrals from events involving a commercial motor vehicle (CMV) or other large vehicle. These include self-propelled or towed CMVs or other large vehicles used on a public highway to transport passengers or property, including but not limited to a bus, tractor/trailer, cargo/horse trailer, box truck, farm vehicle, etc. The number of illegal immigrants apprehended and referred to USBP from CMV events are a subset of OLS Area of Interest numbers.

(b)(7)(E) Operations

| Number of Inspections | Vehicles Out of Service (%) | Drives Out of Service (%) |
|-----------------------|-----------------------------|---------------------------|
| (b)(7)(E) | (b)(7)(E) | (b)(7)(E) |

Commercial Motor Vehicle (b)(7)(E) at the Ysleta BSIF Port of Entry on September 19, 2023, and at the Tornillo Port of Entry on September 22, 2023, in the West Texas Region. Numbers are obtained from commercial vehicle enforcement-10 (CVE-10) forms following DPS CVE inspections. Stats reflective as of October 05, 2023.

Carrizo Cane Eradication

| Acres Treated |
|---------------|
| 8,426.87 |

This table reflects data reported by Texas State Soil and Water Conservation Board in FY2022 and FY2023, as of October 2022, regarding the Rio Grande Carrizo Cane eradication program.

Processing Facilities (b)(7)(E) Logs

| Counties | Subjects Processed | Subjects Currently in Custody |
|-----------|--------------------|-------------------------------|
| (b)(7)(E) | (b)(7)(E) | (b)(7)(E) |

The reporting period for criminal migrant processing numbers is July 20, 2021-October 04, 2023. Numbers were derived from Texas DPS arrest information captured by the facility processing centers in (b)(7)(E) Counties and information provided by the Texas Department of Criminal Justice (b)(7)(E) and (b)(7)(E) units.

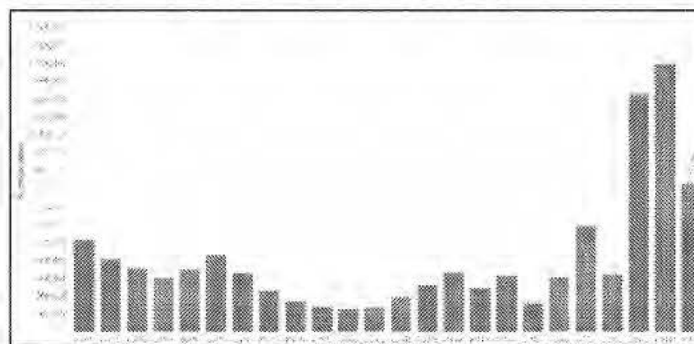
(b)(7)(E)

| Fielded Cameras | Number of Drawbridge Events | Number of Detections | Number of Apprehensions |
|-----------------|-----------------------------|----------------------|-------------------------|
| (b)(7)(E) | (b)(7)(E) | (b)(7)(E) | (b)(7)(E) |

This table shows data collected from the field (b)(7)(E) cameras within the OLS Area of Interest. Events are when suspected illicit activity is detected, information is disseminated to responders, and a result is recorded. Detections are either an estimate or exact number of subjects (based on how the result is received) in an event. Apprehensions are the number of subjects reportedly taken into custody in an event. Reporting period is March 04, 2021-October 02, 2023.

Illegal Immigrant Apprehensions in Texas Sectors by Calendar Year

CY 2000 - CYTD 2023, as of October 04, 2023



* This chart compares apprehensions during CYTD 2023 compared to apprehension data for complete calendar years since CY 2000.
 * Most apprehension figures are based on publicly available data from the Customs and Border Protection (CBP) website.
 * September 01-October 04, 2023, apprehension figures are based on Operation Border Star reporting and are preliminary, unofficial, and subject to change.
 * Texas Sectors include the Rio Grande Valley, Laredo, Del Rio, Big Bend, and El Paso Sectors. The El Paso Sector covers a portion of Texas and the state of New Mexico.



OPERATION LONE STAR



The following are examples of OLS activity within the Area of Interest for CY2023:

(b)(6), (b)(7)(C), (b)(7)(E)

(b)(6), (b)(7)(C), (b)(7)(E)

(b)(6), (b)(7)(C), (b)(7)(E)

(b)(6), (b)(7)(C), (b)(7)(E)

(b)(6), (b)(7)(C), (b)(7)(E)

(b)(6), (b)(7)(C), (b)(7)(E)

(b)(6), (b)(7)(C), (b)(7)(E)

(b)(6), (b)(7)(C), (b)(7)(E)

(b)(6), (b)(7)(C), (b)(7)(E)

(b)(6), (b)(7)(C), (b)(7)(E)

(b)(6), (b)(7)(C), (b)(7)(E)

(b)(6), (b)(7)(C), (b)(7)(E)

(b)(6), (b)(7)(C), (b)(7)(E)

(b)(6), (b)(7)(C), (b)(7)(E)

(b)(6), (b)(7)(C), (b)(7)(E)

(b)(6), (b)(7)(C), (b)(7)(E)

(b)(6), (b)(7)(C), (b)(7)(E)

(b)(6), (b)(7)(C), (b)(7)(E)

(b)(6), (b)(7)(C), (b)(7)(E)

(b)(6), (b)(7)(C), (b)(7)(E)

(b)(6), (b)(7)(C), (b)(7)(E)

(b)(6), (b)(7)(C), (b)(7)(E)

(b)(6), (b)(7)(C), (b)(7)(E)

(b)(6), (b)(7)(C), (b)(7)(E)

(b)(6), (b)(7)(C), (b)(7)(E)

(b)(6), (b)(7)(C), (b)(7)(E)

(b)(6), (b)(7)(C), (b)(7)(E)

(b)(6), (b)(7)(C), (b)(7)(E)

(b)(6), (b)(7)(C), (b)(7)(E)

(b)(6), (b)(7)(C), (b)(7)(E)

(b)(6), (b)(7)(C), (b)(7)(E)

(b)(6), (b)(7)(C), (b)(7)(E)

(b)(6), (b)(7)(C), (b)(7)(E)

(b)(6), (b)(7)(C), (b)(7)(E)

(b)(6), (b)(7)(C), (b)(7)(E)

(b)(6), (b)(7)(C), (b)(7)(E)

(b)(6), (b)(7)(C), (b)(7)(E)

(b)(6), (b)(7)(C), (b)(7)(E)

(b)(6), (b)(7)(C), (b)(7)(E)

(b)(6), (b)(7)(C), (b)(7)(E)

(b)(6), (b)(7)(C), (b)(7)(E)

(b)(6), (b)(7)(C), (b)(7)(E)

(b)(6), (b)(7)(C), (b)(7)(E)

(b)(6), (b)(7)(C), (b)(7)(E)

(b)(6), (b)(7)(C), (b)(7)(E)

(b)(6), (b)(7)(C), (b)(7)(E)

(b)(6), (b)(7)(C), (b)(7)(E)

(b)(6), (b)(7)(C), (b)(7)(E)

(b)(6), (b)(7)(C), (b)(7)(E)

(b)(6), (b)(7)(C), (b)(7)(E)

(b)(6), (b)(7)(C), (b)(7)(E)

(b)(6), (b)(7)(C), (b)(7)(E)

(b)(6), (b)(7)(C), (b)(7)(E)

(b)(6), (b)(7)(C), (b)(7)(E)

(b)(6), (b)(7)(C), (b)(7)(E)

(b)(6), (b)(7)(C), (b)(7)(E)

(b)(6), (b)(7)(C), (b)(7)(E)

(b)(6), (b)(7)(C), (b)(7)(E)

(b)(6), (b)(7)(C), (b)(7)(E)

(b)(6), (b)(7)(C), (b)(7)(E)

(b)(6), (b)(7)(C), (b)(7)(E)

(b)(6), (b)(7)(C), (b)(7)(E)

(b)(6), (b)(7)(C), (b)(7)(E)

(b)(6), (b)(7)(C), (b)(7)(E)

(b)(6), (b)(7)(C), (b)(7)(E)

(b)(6), (b)(7)(C), (b)(7)(E)

(b)(6), (b)(7)(C), (b)(7)(E)

(b)(6), (b)(7)(C), (b)(7)(E)

(b)(6), (b)(7)(C), (b)(7)(E)

(b)(6), (b)(7)(C), (b)(7)(E)

(b)(6), (b)(7)(C), (b)(7)(E)

(b)(6), (b)(7)(C), (b)(7)(E)

(b)(6), (b)(7)(C), (b)(7)(E)

(b)(6), (b)(7)(C), (b)(7)(E)

(b)(6), (b)(7)(C), (b)(7)(E)

(b)(6), (b)(7)(C), (b)(7)(E)

(b)(6), (b)(7)(C), (b)(7)(E)

(b)(6), (b)(7)(C), (b)(7)(E)

(b)(6), (b)(7)(C), (b)(7)(E)

(b)(6), (b)(7)(C), (b)(7)(E)

(b)(6), (b)(7)(C), (b)(7)(E)

(b)(6), (b)(7)(C), (b)(7)(E)

(b)(6), (b)(7)(C), (b)(7)(E)

(b)(6), (b)(7)(C), (b)(7)(E)

(b)(6), (b)(7)(C), (b)(7)(E)

(b)(6), (b)(7)(C), (b)(7)(E)

(b)(6), (b)(7)(C), (b)(7)(E)

(b)(6), (b)(7)(C), (b)(7)(E)

(b)(6), (b)(7)(C), (b)(7)(E)

(b)(6), (b)(7)(C), (b)(7)(E)

(b)(6), (b)(7)(C), (b)(7)(E)

(b)(6), (b)(7)(C), (b)(7)(E)

(b)(6), (b)(7)(C), (b)(7)(E)

(b)(6), (b)(7)(C), (b)(7)(E)

(b)(6), (b)(7)(C), (b)(7)(E)

(b)(6), (b)(7)(C), (b)(7)(E)

(b)(6), (b)(7)(C), (b)(7)(E)

(b)(6), (b)(7)(C), (b)(7)(E)

(b)(6), (b)(7)(C), (b)(7)(E)

(b)(6), (b)(7)(C), (b)(7)(E)

(b)(6), (b)(7)(C), (b)(7)(E)

(b)(6), (b)(7)(C), (b)(7)(E)

(b)(6), (b)(7)(C), (b)(7)(E)

(b)(6), (b)(7)(C), (b)(7)(E)

(b)(6), (b)(7)(C), (b)(7)(E)

(b)(6), (b)(7)(C), (b)(7)(E)

(b)(6), (b)(7)(C), (b)(7)(E)

(b)(6), (b)(7)(C), (b)(7)(E)

(b)(6), (b)(7)(C), (b)(7)(E)

(b)(6), (b)(7)(C), (b)(7)(E)

(b)(6), (b)(7)(C), (b)(7)(E)

(b)(6), (b)(7)(C), (b)(7)(E)

(b)(6), (b)(7)(C), (b)(7)(E)

(b)(6), (b)(7)(C), (b)(7)(E)

(b)(6), (b)(7)(C), (b)(7)(E)

(b)(6), (b)(7)(C), (b)(7)(E)

(b)(6), (b)(7)(C), (b)(7)(E)

(b)(6), (b)(7)(C), (b)(7)(E)

(b)(6), (b)(7)(C), (b)(7)(E)

(b)(6), (b)(7)(C), (b)(7)(E)

(b)(6), (b)(7)(C), (b)(7)(E)

(b)(6), (b)(7)(C), (b)(7)(E)

(b)(6), (b)(7)(C), (b)(7)(E)

(b)(6), (b)(7)(C), (b)(7)(E)

(b)(6), (b)(7)(C), (b)(7)(E)

(b)(6), (b)(7)(C), (b)(7)(E)

(b)(6), (b)(7)(C), (b)(7)(E)

(b)(6), (b)(7)(C), (b)(7)(E)

(b)(6), (b)(7)(C), (b)(7)(E)

(b)(6), (b)(7)(C), (b)(7)(E)

(b)(6), (b)(7)(C), (b)(7)(E)

(b)(6), (b)(7)(C), (b)(7)(E)

(b)(6), (b)(7)(C), (b)(7)(E)

(b)(6), (b)(7)(C), (b)(7)(E)

(b)(6), (b)(7)(C), (b)(7)(E)

(b)(6), (b)(7)(C), (b)(7)(E)

(b)(6), (b)(7)(C), (b)(7)(E)

(b)(6), (b)(7)(C), (b)(7)(E)

(b)(6), (b)(7)(C), (b)(7)(E)

(b)(6), (b)(7)(C), (b)(7)(E)

(b)(6), (b)(7)(C), (b)(7)(E)

(b)(6), (b)(7)(C), (b)(7)(E)

(b)(6), (b)(7)(C), (b)(7)(E)

(b)(6), (b)(7)(C), (b)(7)(E)

(b)(6), (b)(7)(C), (b)(7)(E)

(b)(6), (b)(7)(C), (b)(7)(E)

(b)(6), (b)(7)(C), (b)(7)(E)

(b)(6), (b)(7)(C), (b)(7)(E)

(b)(6), (b)(7)(C), (b)(7)(E)

(b)(6), (b)(7)(C), (b)(7)(E)

(b)(6), (b)(7)(C), (b)(7)(E)

(b)(6), (b)(7)(C), (b)(7)(E)

(b)(6), (b)(7)(C), (b)(7)(E)

(b)(6), (b)(7)(C), (b)(7)(E)

(b)(6), (b)(7)(C), (b)(7)(E)

(b)(6), (b)(7)(C), (b)(7)(E)

(b)(6), (b)(7)(C), (b)(7)(E)

(b)(6), (b)(7)(C), (b)(7)(E)

(b)(6), (b)(7)(C), (b)(7)(E)

(b)(6), (b)(7)(C), (b)(7)(E)

(b)(6), (b)(7)(C), (b)(7)(E)

(b)(6), (b)(7)(C), (b)(7)(E)

(b)(6), (b)(7)(C), (b)(7)(E)

(b)(6), (b)(7)(C), (b)(7)(E)

(b)(6), (b)(7)(C), (b)(7)(E)

(b)(6), (b)(7)(C), (b)(7)(E)

(b)(6), (b)(7)(C), (b)(7)(E)

(b)(6), (b)(7)(C), (b)(7)(E)

(b)(6), (b)(7)(C), (b)(7)(E)

(b)(6), (b)(7)(C), (b)(7)(E)

(b)(6), (b)(7)(C), (b)(7)(E)

(b)(6), (b)(7)(C), (b)(7)(E)

(b)(6), (b)(7)(C), (b)(7)(E)

(b)(6), (b)(7)(C), (b)(7)(E)

(b)(6), (b)(7)(C), (b)(7)(E)

(b)(6), (b)(7)(C), (b)(7)(E)

(b)(6), (b)(7)(C), (b)(7)(E)

(b)(6), (b)(7)(C), (b)(7)(E)

(b)(6), (b)(7)(C), (b)(7)(E)

(b)(6), (b)(7)(C), (b)(7)(E)

(b)(6), (b)(7)(C), (b)(7)(E)

(b)(6), (b)(7)(C), (b)(7)(E)

(b)(6), (b)(7)(C), (b)(7)(E)

(b)(6), (b)(7)(C), (b)(7)(E)

(b)(6), (b)(7)(C), (b)(7)(E)

(b)(6), (b)(7)(C), (b)(7)(E)

(b)(6), (b)(7)(C), (b)(7)(E)

(b)(6), (b)(7)(C), (b)(7)(E)

(b)(6), (b)(7)(C), (b)(7)(E)

(b)(6), (b)(7)(C), (b)(7)(E)

(b)(6), (b)(7)(C), (b)(7)(E)

(b)(6), (b)(7)(C), (b)(7)(E)

(b)(6), (b)(7)(C), (b)(7)(E)

(b)(6), (b)(7)(C), (b)(7)(E)

(b)(6), (b)(7)(C), (b)(7)(E)

(b)(6), (b)(7)(C), (b)(7)(E)

(b)(6), (b)(7)(C), (b)(7)(E)

(b)(6), (b)(7)(C), (b)(7)(E)

(b)(6), (b)(7)(C), (b)(7)(E)

(b)(6), (b)(7)(C), (b)(7)(E)

(b)(6), (b)(7)(C), (b)(7)(E)

(b)(6), (b)(7)(C), (b)(7)(E)

(b)(6), (b)(7)(C), (b)(7)(E)

(b)(6), (b)(7)(C), (b)(7)(E)

(b)(6), (b)(7)(C), (b)(7)(E)

(b)(6), (b)(7)(C), (b)(7)(E)

(b)(6), (b)(7)(C), (b)(7)(E)

(b)(6), (b)(7)(C), (b)(7)(E)

(b)(6), (b)(7)(C), (b)(7)(E)

(b)(6), (b)(7)(C), (b)(7)(E)

(b)(6), (b)(7)(C), (b)(7)(E)

(b)(6), (b)(7)(C), (b)(7)(E)

(b)(6), (b)(7)(C), (b)(7)(E)

(b)(6), (b)(7)(C), (b)(7)(E)

(b)(6), (b)(7)(C), (b)(7)(E)

(b)(6), (b)(7)(C), (b)(7)(E)

(b)(6), (b)(7)(C), (b)(7)(E)

(b)(6), (b)(7)(C), (b)(7)(E)

(b)(6), (b)(7)(C), (b)(7)(E)

(b)(6), (b)(7)(C), (b)(7)(E)

(b)(6), (b)(7)(C), (b)(7)(E)

(b)(6), (b)(7)(C), (b)(7)(E)

(b)(6), (b)(7)(C), (b)(7)(E)

(b)(6), (b)(7)(C), (b)(7)(E)

(b)(6), (b)(7)(C), (b)(7)(E)

(b)(6), (b)(7)(C), (b)(7)(E)

(b)(6), (b)(7)(C), (b)(7)(E)

(b)(6), (b)(7)(C), (b)(7)(E)

(b)(6), (b)(7)(C), (b)(7)(E)

(b)(6), (b)(7)(C), (b)(7)(E)

(b)(6), (b)(7)(C), (b)(7)(E)

(b)(6), (b)(7)(C), (b)(7)(E)

(b)(6), (b)(7)(C), (b)(7)(E)

(b)(6), (b)(7)(C), (b)(7)(E)

(b)(6), (b)(7)(C), (b)(7)(E)

(b)(6), (b)(7)(C), (b)(7)(E)

(b)(6), (b)(7)(C), (b)(7)(E)

(b)(6), (b)(7)(C), (b)(7)(E)

(b)(6), (b)(7)(C), (b)(7)(E)

(b)(6), (b)(7)(C), (b)(7)(E)

(b)(6), (b)(7)(C), (b)(7)(E)

(b)(6), (b)(7)(C), (b)(7)(E)

(b)(6), (b)(7)(C), (b)(7)(E)

(b)(6), (b)(7)(C), (b)(7)(E)

(b)(6), (b)(7)(C), (b)(7)(E)

(b)(6), (b)(7)(C), (b)(7)(E)



OPERATION LONE STAR

Dashboard

As of October 05, 2023

Activities in the Operation Lone Star Area of Interest

| | Criminal Arrests | Criminal Trespass Arrests | Felony Charges | Federal/Other Charges | Illegal Immigrant Apprehensions & Referrals | Illegal Entries Detained | Bailouts |
|--------------|------------------|---------------------------|----------------|-----------------------|---|--------------------------|----------|
| TOTAL | 35,193 | 9,011 | 32,087 | 3,126 | 476,282 | 74,295 | 4,078 |

| | Marijuana Seizures (lbs.) | Cocaine Seizures (lbs.) | Meth Seizures (lbs.) | Heroin Seizures (lbs.) | Fentanyl Seizures (lbs.) | Fentanyl Lethal Doses | Currency Seizures (USD) | Firearms |
|--------------|---------------------------|-------------------------|----------------------|------------------------|--------------------------|-----------------------|-------------------------|----------|
| TOTAL | 26,599 | 5,619 | 13,357 | 161 | 414 | 93,991,482 | \$15,575,110 | 1,654 |

Statewide Operation Lone Star Activities

| | Marijuana Seizures (lbs.) | Cocaine Seizures (lbs.) | Meth Seizures (lbs.) | Heroin Seizures (lbs.) | Fentanyl Seizures (lbs.) | Fentanyl Lethal Doses | Currency Seizures (USD) | Firearms |
|--------------|---------------------------|-------------------------|----------------------|------------------------|--------------------------|-----------------------|-------------------------|----------|
| TOTAL | 52,395 | 8,773 | 54,703 | 710 | 1,907 | 432,593,043 | \$49,149,334 | 8,755 |

Operation Lone Star (OLS) began on March 06, 2021. All numbers reported for Operation Lone Star are unverified and unofficial. Numbers reflect combined reporting from Texas Department of Public Safety (DPS), Texas Parks & Wildlife Department (TPWD), and Texas Military Department (TMD). Numbers are approximate and subject to change. Data includes instances where DPS assisted other agencies during the event. Criminal arrests, including criminal trespass arrests, include United States Citizens and illegal migrants. Number of felony charges are placed on individuals arrested for criminal activity during the reporting period. Multiple charges may be placed on an individual during any arrest incident. Charges include Texas Penal Codes 20.05, 20.06, 20.07, 20a, 30.05, 31.07, 34.02, 37.01, 38.03, 38.04, 46, and 71.02; Texas Health and Safety Codes 481 and 483; Texas Transportation Code 545.421; United States Code Titles 8 USC, 18 USC § 922, 18 USC § 1546, 18 USC § 1956, 18 USC § 1960, 21 USC § 801-971, 26 USC § 5861, 26 USC § 7206; and all warrants. Federal/other charges could include subjects arrested with federal warrants, e.g., DPS initially detained but turned over to a federal agency, etc. Illegal Entries: Detained represents the number of subjects who crossed into the U.S. and then crossed back into MX after encountering law enforcement, as well as those who were in the process of crossing or who had staged in MX to cross but ceased the attempt upon encountering law enforcement. Data may include activity that occurred in OLS Area of Interest as defined in the OLS Operations Order and OLS Fragmentary Order as the Gulf of Mexico coastal region and all the DPS South Texas and West Texas Regions. Statewide Operation Lone Star Activities reflects numbers across the state of Texas, including the Operation Lone Star Area of Interest. Operation Lone Star Area of Interest numbers are a subset of Statewide Operation Lone Star numbers. A Fentanyl Lethal Dose is 2mg based on DEA reporting. TPWD personnel deployed for OLS from June 28, 2021, through September 21, 2023. Illegal immigrant numbers provided by TMD from March 12, 2021-October 05, 2023, may include instances where DPS assisted in referring to United States Border Patrol.

Stash House Events

| Number of Stash Houses Events | Illegal Immigrant Recoveries & Referrals from Stash Houses |
|-------------------------------|--|
| 374 | 3,838 |

A stash house is a home or building used to smuggle people or drugs. One (1) stash house event could involve multiple stash house locations. The number of illegal immigrants recovered and referred to USBP from stash house events are a subset of OLS Area of Interest numbers.

(b)(7)(E) Operations

| Number of Inspections | Vehicles Out of Service (%) | Drivers Out of Service (%) |
|-----------------------|-----------------------------|----------------------------|
| (b)(7)(E) | (b)(7)(E) | (b)(7)(E) |

Commercial Motor Vehicle (b)(7)(E) at the Ysleta B&F Port of Entry on September 19, 2023, and at the Tornillo Port of Entry on September 22, 2023, in the West Texas Region. Numbers are obtained from commercial vehicle enforcement-10 (CVE-10) forms following DPS CVE inspections. Stats reflective as of October 06, 2023.

Processing Facilities (b)(7)(E) & (b)(7)(E) Counties

| Subjects Processed | Subjects Currently in Custody |
|--------------------|-------------------------------|
| (b)(7)(E) | (b)(7)(E) |

The reporting period for criminal migrant processing numbers is July 20, 2021-October 04, 2023. Numbers were derived from Texas DPS arrest information captured by the facility processing centers in (b)(7)(E) counties and information provided by the Texas Department of Criminal Justice (b)(7)(E) and (b)(7)(E) units.

Referrals Involving CMV & Other Large Vehicles

| Number of CMV Events | Illegal Immigrant Recoveries & Referrals from CMVs |
|----------------------|--|
| 102 | 1,839 |

This table documents illegal immigrant referrals from events involving a commercial motor vehicle (CMV) or other large vehicle. These include self-propelled or towed CMVs or other large vehicles used on a public highway to transport passengers or property, including but not limited to a bus, tractor trailer, cargo/horse trailer, box truck, farm vehicle, etc. The number of illegal immigrants apprehended and referred to USBP from CMV events are a subset of OLS Area of Interest numbers.

Carrizo Cane Eradication

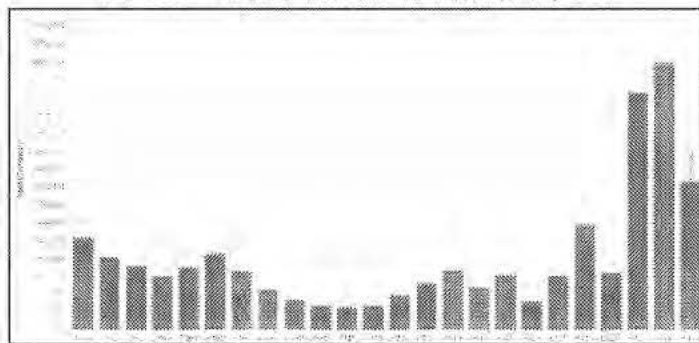
| Acres Treated |
|---------------|
| 8,436.87 |

This table reflects data reported by Texas State Soil and Water Conservation Board in FY2022 and FY2023, as of October 2022, regarding the Rio Grande Carrizo Cane Eradication Program.

| Fielded Cameras | Number of Drawbridge Events | Number of Detections | Number of Apprehensions |
|-----------------|-----------------------------|----------------------|-------------------------|
| (b)(7)(E) | (b)(7)(E) | (b)(7)(E) | (b)(7)(E) |

This table shows data collected from the fielded (b)(7)(E) cameras within the OLS Area of Interest. Events are when suspected illicit activity is detected, information is disseminated to responders, and a result is recorded. Detections are either an estimate or exact number of subjects (based on how the result is received) in an event. Apprehensions are the number of subjects reportedly taken into custody in an event. Reporting period is March 04, 2021-October 03, 2023.

Illegal Immigrant Apprehensions in Texas Sectors by Calendar Year CY 2000 - CYTD 2023, as of October 04, 2023



* This chart compares apprehensions during CYTD 2023 compared to apprehension data for complete calendar years since CY 2000.
 * Most apprehension figures are based on publicly available data from the Customs and Border Protection (CBP) website.
 * September 01-October 04, 2023, apprehension figures are based on Operation Lone Star reporting and are preliminary, unofficial, and subject to change.
 * Texas Sectors include the Rio Grande Valley, Laredo, Del Rio, Big Bend, and El Paso Sectors. The El Paso Sector covers a portion of Texas and the state of New Mexico.

Message

From: (b)(6), (b)(7)(C)
Sent: 8/7/2023 12:58:57 PM
To: RGV Command (b)(7)(E); RGV PAICs (b)(7)(E) RGV DPAICs
CC: (b)(7)(E); RGV OPS SQS (b)(7)(E); RGV ACTT DIR (b)(7)(E); LEOD BPSCC (b)(7)(E); (b)(6), (b)(7)(C); (b)(6), (b)(7)(C)
Subject: Operation Lone Star - Statistics, OPS and (b)(7)(E) DRT response UPDATE - 8/7/2023
Attachments: (b)(7)(E) OLS Dashboard 080323.pdf; (U-LES) Total Activity Report 080323.pdf; 230728-230803 OLS Weekly Report.pdf; Op. Lone Star 4.12023-08-07.pdf

ALCON,

Please view latest OLS update and (b)(7)(E) site totals.

TX DPS: (b)(7)(E) THP units supported by Florida HP working during a 24hr period.

- Florida HP expected to support Ops in RGV until end of August.
- A total of 23 states have committed assistance to THP, but all in the planning phase.

Task Force (b)(7)(E)

• (b)(7)(E)
•
•
•

Task Force (b)(7)(E)

• (b)(7)(E)
•
•
•

Task Force (b)(7)(E)

• (b)(7)(E)
•

TMD Engineers

- Engineers Cell fixing C-wire as needed.

Texas Parks & Wildlife Boats (TPW)

• (b)(7)(E)

DPS Jim Hogg Criminal Trespasser Prosecutions

- DPS Initiative with Jim Hogg Processing Center has had total (b)(7)(E) arrests for criminal trespassers.

OLS LP/OPs

(b)(7)(E)

(b)(7)(E)

- Task Force (b)(7)(E) is responsible for (b)(7)(E)
 - (b)(7)(E)
 - (b)(7)(E)
- Task Force (b)(7)(E) will be responsible for (b)(7)(E)
 - (b)(7)(E)
 - (b)(7)(E)
 - (b)(7)(E)
- Task Force (b)(7)(E) County

Total Identified Sites: (b)(7)(E) **Active Sites:** (b)(7)(E) **Inactive Sites:** (b)(7)(E) **Roving Patrols:** (b)(7)(E)

| | | | |
|----|------------------|----------|-----------|
| 1 | (b)(7)(E) | Inactive | |
| 2 | | Active | |
| 3 | | Inactive | |
| 4 | | Inactive | |
| 5 | | Inactive | |
| 6 | | Inactive | |
| 7 | | Active | (b)(7)(E) |
| 8 | | Inactive | |
| 9 | | Inactive | |
| 10 | | Inactive | |
| 11 | | Inactive | |
| 12 | | Inactive | |
| 13 | | Active | |
| 14 | | Inactive | |
| 15 | | Inactive | (b)(7)(E) |
| 16 | | Inactive | |
| 17 | | Inactive | |

| | | | |
|----|------------------|----------|-----------|
| 18 | | Inactive | |
| 19 | | Inactive | |
| 20 | | Inactive | |
| 21 | | Active | |
| 22 | | Inactive | |
| 23 | | Inactive | (b)(7)(E) |
| 24 | | Active | |
| 25 | | Inactive | |
| 26 | | Inactive | |
| 27 | | Active | |
| 28 | | Active | |
| 29 | | Inactive | |
| 30 | | Inactive | |
| 31 | | Inactive | (b)(7)(E) |
| 32 | | Inactive | |
| 33 | | Inactive | |
| 34 | | Inactive | |
| 35 | | Inactive | |
| 36 | | Inactive | |
| 37 | (b)(7)(E) | Inactive | |
| 38 | | Inactive | |
| 39 | | Inactive | |
| 40 | | Inactive | |
| 41 | | Inactive | |
| 42 | | Inactive | (b)(7)(E) |
| 43 | | Active | |
| 44 | | Active | |
| 45 | | Inactive | |
| 46 | | Inactive | |
| 47 | | Inactive | |
| 48 | | Inactive | |
| 49 | Inactive | | |
| 50 | Inactive | | |
| 51 | Inactive | | |
| 52 | Inactive | | |
| 53 | Inactive | | |
| 54 | Inactive | | |
| 55 | Inactive | | |
| 56 | Inactive | | |
| 57 | Inactive | | |
| 58 | Inactive | | |
| 59 | | Active | |

| | | | |
|-----|------------------|----------|------------------|
| 60 | (b)(7)(E) | Inactive | |
| 61 | | Inactive | |
| 62 | | Active | (b)(7)(E) |
| 63 | | Inactive | |
| 64 | | Inactive | |
| 65 | | Inactive | |
| 66 | | Inactive | (b)(7)(E) |
| 67 | | Inactive | |
| 68 | | Inactive | |
| 69 | | Inactive | |
| 70 | | Inactive | |
| 71 | | Inactive | |
| 72 | | Inactive | |
| 73 | | Active | |
| 74 | | Inactive | |
| 75 | | Inactive | |
| 76 | | Inactive | |
| 77 | | Inactive | |
| 78 | | Active | |
| 79 | | Inactive | |
| 80 | | Active | (b)(7)(E) |
| 81 | | Inactive | |
| 82 | | Inactive | |
| 83 | | Inactive | |
| 84 | | Inactive | |
| 85 | | Inactive | |
| 86 | | Inactive | |
| 87 | | Active | |
| 88 | | Active | (b)(7)(E) |
| 89 | | Active | |
| 90 | | Inactive | |
| 91 | | Active | |
| 92 | | Active | |
| 93 | | Active | |
| 94 | | Active | |
| 95 | | Inactive | |
| 96 | | Active | |
| 97 | | Active | (b)(7)(E) |
| 98 | | Active | |
| 99 | | Active | |
| 100 | | Active | (b)(7)(E) |

| | | | |
|-----|------------------|----------|------------------|
| 101 | (b)(7)(E) | Inactive | |
| 102 | | Active | (b)(7)(E) |
| 103 | | Active | |
| 104 | | Active | |
| 105 | | Active | |
| 106 | | Inactive | |
| 107 | | Inactive | |
| 108 | | Inactive | |
| 109 | | Active | |
| 110 | | Active | (b)(7)(E) |
| 111 | | Inactive | |
| 112 | | Inactive | |
| 113 | | Active | |
| 114 | | Active | (b)(7)(E) |
| 115 | | Active | |
| 116 | | Inactive | |
| 117 | | Inactive | |
| 118 | | Inactive | |
| 119 | | Inactive | |

(b)(6), (b)(7)(C)

Supervisory Border Patrol Agent
 RGV ACTL-Operation Lone Star/DOD Liaison

(b)(6), (b)(7)(C)



OPERATION LONE STAR

Dashboard As of August 03, 2023

Activities in the Operation Lone Star Area of Interest

| | Criminal Arrests | Criminal Trespass Arrests | Felony Charges | Federal/Other Charges | Illegal Immigrant Apprehensions & Referrals | Illegal Entries Deterred | Ballouts |
|--------------|------------------|---------------------------|----------------|-----------------------|---|--------------------------|----------|
| TOTAL | 32,793 | 8,435 | 29,922 | 2,797 | 406,543 | 53,223 | 3,877 |

| | Marijuana Seizures (lbs.) | Cocaine Seizures (lbs.) | Meth Seizures (lbs.) | Heroin Seizures (lbs.) | Fentanyl Seizures (lbs.) | Fentanyl Lethal Doses | Currency Seizures (USD) | Firearms |
|--------------|---------------------------|-------------------------|----------------------|------------------------|--------------------------|-----------------------|-------------------------|----------|
| TOTAL | 26,513 | 5,196 | 12,685 | 127 | 393 | 86,069,181 | \$14,838,363 | 1,591 |

Statewide Operation Lone Star Activities

| | Marijuana Seizures (lbs.) | Cocaine Seizures (lbs.) | Meth Seizures (lbs.) | Heroin Seizures (lbs.) | Fentanyl Seizures (lbs.) | Fentanyl Lethal Doses | Currency Seizures (USD) | Firearms |
|--------------|---------------------------|-------------------------|----------------------|------------------------|--------------------------|-----------------------|-------------------------|----------|
| TOTAL | 52,185 | 7,973 | 53,790 | 669 | 1,865 | 422,870,602 | \$47,505,833 | 8,442 |

Operation Lone Star (OLS) began on March 06, 2021. All numbers reported for Operation Lone Star are unverified and unofficial. Numbers reflect combined reporting from Texas Department of Public Safety (DPS), Texas Parks & Wildlife Department (TPWD), and Texas Military Department (TMD). Numbers are approximate and subject to change. Data includes instances where DPS assisted other agencies during the event. Criminal arrests, including criminal trespass arrests, include United States Citizens and illegal migrants. Number of felony charges are placed on individuals arrested for criminal activity during the reporting period. Multiple charges may be placed on an individual during any arrest incident. Charges include Texas Penal Codes 20.05, 20.06, 20.07, 20a, 30.05, 31.07, 34.02, 37.01, 38.03, 38.04, 46, and 71.02; Texas Health and Safety Codes 481 and 483; Texas Transportation Code 545.421; United States Code Titles 8 USC, 18 USC § 922, 18 USC § 1546, 18 USC § 1956, 18 USC § 1960, 21 USC § 801-971, 26 USC § 5861, 26 USC § 7206; and all warrants. Federal/other charges could include subjects arrested with federal warrants, e.g., DPS initially detained but turned over to a federal agency, etc. Illegal Entries Deterred represents the number of subjects who crossed into the U.S. and then crossed back into MX after encountering law enforcement, as well as those who were in the process of crossing or who had staged in MX to cross but ceased the attempt upon encountering law enforcement. Data may include activity that occurred in OLS Area of Interest as defined in the OLS Operations Order and OLS Fragmentary Order as the Gulf of Mexico coastal region and all the DPS South Texas and West Texas Regions. Statewide Operation Lone Star Activities reflects numbers across the state of Texas, including the Operation Lone Star Area of Interest. Operation Lone Star Area of Interest numbers are a subset of Statewide Operation Lone Star numbers. A Fentanyl Lethal Dose is 2mg based on DEA reporting. TPWD personnel deployed for OLS from June 28, 2021, through July 07, 2023. Illegal immigrant numbers provided by TMD from March 12, 2021-August 03, 2023, may include instances where DPS assisted in referring to United States Border Patrol.

Stash House Events

| Number of Stash Houses Events | Illegal Immigrant Recoveries & Referrals from Stash Houses |
|-------------------------------|--|
| 344 | 3,753 |

A stash house is a home or building used to smuggle people or drugs. One (1) stash house event could involve multiple stash house locations. The number of illegal immigrants recovered and referred to USBP from stash house events are a subset of OLS Area of Interest numbers.

(b)(7)(E) Operations

| Number of Inspections | Vehicles Out of Service (%) | Drivers Out of Service (%) |
|-----------------------|-----------------------------|----------------------------|
| (b)(7)(E) | (b)(7)(E) | (b)(7)(E) |

Bridge operations began at the (b)(7)(E) on December 24, 2022, (b)(7)(E) in December 19, 2022, at (b)(7)(E) January 22, 2023, respectively, in the West Texas Region. Numbers are obtained from commercial vehicle enforcement-10 (CVE-10) forms following DPS CVE inspections. Stats reflective as of April 13, 2023.

Processing Facilities (b)(7)(E) & (b)(7)(E) Counties

| Subjects Processed | Subjects Currently in Custody |
|--------------------|-------------------------------|
| (b)(7)(E) | (b)(7)(E) |

The reporting period for criminal migrant processing numbers is July 20, 2021-August 02, 2023. Numbers were derived from Texas DPS arrest information captured by the facility processing centers in (b)(7)(E) numbers and information provided by the Texas Department of Criminal Justice (b)(7)(E) and (b)(7)(E) units.

Referrals Involving CMV & Other Large Vehicles

| Number of CMV Events | Illegal Immigrant Recoveries & Referrals from CMVs |
|----------------------|--|
| 101 | 1,790 |

This table documents illegal immigrant referrals from events involving a commercial motor vehicle (CMV) or other large vehicle. These include self-propelled or towed CMVs or other large vehicles used on a public highway to transport passengers or property, including but not limited to a bus, tractor trailer, cargo/horse trailer, box truck, farm vehicle, etc. The number of illegal immigrants apprehended and referred to USBP from CMV events are a subset of OLS Area of Interest numbers.

Carrizo Cane Eradication

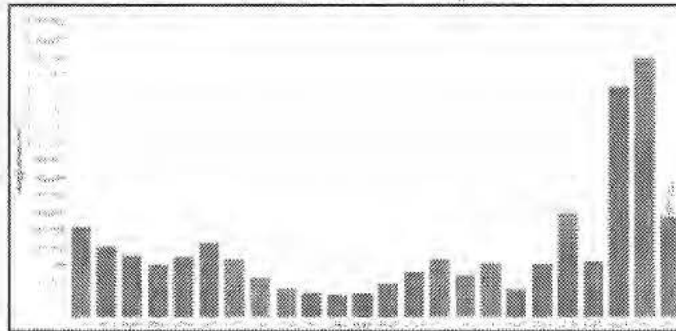
Acres Treated
8,436.87

This table reflects data reported by Texas State Soil and Water Conservation Board in FY2022 and FY2023, as of October 2022, regarding the Rio Grande Carrizo Cane Eradication Program.

| Fielded Cameras | Number of Drawbridge Events | Number of Defections | Number of Apprehensions |
|-----------------|-----------------------------|----------------------|-------------------------|
| (b)(7)(E) | (b)(7)(E) | (b)(7)(E) | (b)(7)(E) |

This table shows data collected from the (b)(7)(E) areas within the OLS Area of Interest. Events are when suspected illicit activity is detected, information is disseminated to responders, and a result is recorded. Defections are either an estimate or exact number of subjects (based on how the result is received) in an event. Apprehensions are the number of subjects reportedly taken into custody in an event. Reporting period is March 04, 2021-July 31, 2023.

Illegal Immigrant Apprehensions in Texas Sectors by Calendar Year CY 2000 - CYTD 2023, as of August 02, 2023



* This chart compares apprehensions during CYTD 2023 compared to apprehension data for complete calendar years since CY 2000.
 * Most apprehension figures are based on publicly available data from the Customs and Border Protection (CBP) website.
 * July 01-August 02, 2023, apprehension figures are based on Operation Border Star reporting and are preliminary, unofficial, and subject to change.
 * Texas Sectors include the Rio Grande Valley, Laredo, Del Rio, Big Bend, and El Paso Sectors. The El Paso Sector covers a portion of Texas and the state of New Mexico.



OPERATION LONE STAR

Total Activity Report As of August 03, 2023

Activities in the Operation Lone Star Area of Interest

| | Criminal Arrests | Criminal Trespass Arrests | Felony Charges | Federal/Other Charges | Illegal Immigrant Apprehensions & Referrals | Illegal Entries Deferred | Rescue |
|--------------|------------------|---------------------------|----------------|-----------------------|---|--------------------------|--------|
| TOTAL | 32,793 | 8,435 | 29,922 | 2,797 | 486,543 | 53,223 | 3,877 |

| | Marijuana Seizures (lbs.) | Cocaine Seizures (lbs.) | Meth Seizures (lbs.) | Heroin Seizures (lbs.) | Fentanyl Seizures (lbs.) | Fentanyl Lethal Doses | Currency Seizures (USD) | Firearms |
|--------------|---------------------------|-------------------------|----------------------|------------------------|--------------------------|-----------------------|-------------------------|----------|
| TOTAL | 26,513 | 5,196 | 12,685 | 127 | 393 | 86,069,181 | \$14,838,363 | 1,521 |

Statewide Operation Lone Star Activities

| | Marijuana Seizures (lbs.) | Cocaine Seizures (lbs.) | Meth Seizures (lbs.) | Heroin Seizures (lbs.) | Fentanyl Seizures (lbs.) | Fentanyl Lethal Doses | Currency Seizures (USD) | Firearms |
|--------------|---------------------------|-------------------------|----------------------|------------------------|--------------------------|-----------------------|-------------------------|----------|
| TOTAL | 52,185 | 7,973 | 53,790 | 669 | 1,865 | 422,870,602 | \$47,505,833 | 8,442 |

Operation Lone Star (OLS) began on March 04, 2023. All numbers reported for Operation Lone Star are unverified and unofficial. Numbers reflect combined reporting from Texas Department of Public Safety (DPS), Texas Parks & Wildlife Department (TPWD), and Texas Military Department (TMD). Numbers are approximate and subject to change. Data includes instances where DPS assisted other agencies during the event. Criminal arrests, including criminal trespass arrests, include United States Citizens and illegal migrants. Number of felony charges are placed on individuals arrested for criminal activity during the reporting period. Multiple charges may be placed on an individual during any arrest incident. Charges include Texas Penal Codes 20.05, 20.06, 20.07, 20a, 30.05, 31.07, 34.02, 37.07, 38.03, 38.04, 46, and 71.02; Texas Health and Safety Codes 48J and 48B; Texas Transportation Code 54S.421; United States Code Titles 8 USC, 18 USC § 922, 18 USC § 1546, 18 USC § 1956, 18 USC § 1960, 21 USC § 801-971, 26 USC § 5861, 26 USC § 7205; and all warrants. Federal/other charges could include subjects arrested with federal warrants, e.g., DPS initially detained but turned over to a federal agency, etc. Illegal Entries: Deferred represents the number of subjects who crossed into the U.S. and then crossed back into MX after encountering law enforcement, as well as those who were in the process of crossing or who had staged in MX to cross but ceased the attempt upon encountering law enforcement. Data may include activities that occurred in OLS Area of Interest as defined in the OLS Operations Order and OLS Fragmentary Order as the Gulf of Mexico coastal region and all the DPS South Texas and West Texas Regions. Statewide Operation Lone Star Activities reflects numbers across the state of Texas, including the Operation Lone Star Area of Interest. Operation Lone Star Area of Interest numbers are a subset of Statewide Operation Lone Star numbers. A Fentanyl Lethal Dose is 2mg based on DEA reporting. TPWD personnel deployed for OLS from June 28, 2023, through July 07, 2023. Illegal Immigrant numbers provided by TMD from March 12, 2021-August 03, 2023, may include instances where DPS assisted in referring to United States Border Patrol.

Stash House Events

| Number of Stash House Events | Illegal Immigrant Recoveries & Referrals from Stash Houses |
|------------------------------|--|
| 344 | 3,753 |

A stash house is a home or building used to smuggle people or drugs. One (1) stash house event could involve multiple stash house locations. The number of illegal immigrants recovered and referred to USBP from stash house events are a subset of OLS Area of Interest numbers.

(b)(7)(E) Operations

| Number of Inspections | Vehicles Out of Service (%) | Drivers Out of Service (%) |
|-----------------------|-----------------------------|----------------------------|
| (b)(7)(E) | (b)(7)(E) | (b)(7)(E) |

Bridge operations began at the (b)(7)(E) on December 14, 2022, (b)(7)(E) on December 19, 2022, and (b)(7)(E) on January 27, 2023, respectively, in the West Texas Region. Numbers are obtained from commercial vehicle enforcement-10 (CVE-10) forms following DPS CVE inspections. Stats reflective as of April 13, 2023.

Processing Facilities (b)(7)(E) & (b)(7)(E) Counties

| Subjects Processed | Subjects Currently in Custody |
|--------------------|-------------------------------|
| (b)(7)(E) | (b)(7)(E) |

The reporting period for criminal migrant processing numbers is July 20, 2021-August 02, 2023. Numbers were derived from Texas DPS arrest information captured by the facility processing centers in (b)(7)(E) counties and information provided by the Texas Department of Criminal Justice (b)(7)(E) and (b)(7)(E) units.

Referrals Involving CMV & Other Large Vehicles

| Number of CMV Events | Illegal Immigrant Recoveries & Referrals from CMVs |
|----------------------|--|
| 101 | 1,790 |

This table documents illegal immigrant referrals from events involving a commercial motor vehicle (CMV) or other large vehicle. These include self-propelled or towed CMVs or other large vehicles used on a public highway to transport passengers or property, including but not limited to a bus, tractor trailer, cargo/horse trailer, box truck, farm vehicle, etc. The number of illegal immigrants apprehended and referred to USBP from CMV events are a subset of OLS Area of Interest numbers.

Carrizo Cane Eradication

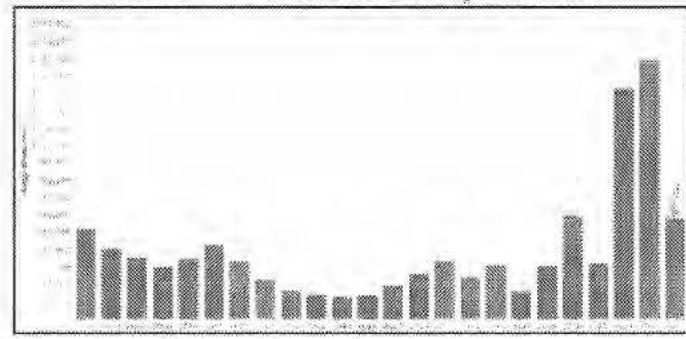
Acres Treated
8,436.87

This table reflects data reported by Texas State Soil and Water Conservation Board in FY2022 and FY2023, as of October 2022, regarding the Rio Grande Carrizo Cane Eradication Program.

| Fielded Cameras | Number of Drawbridge Events | Number of Detections | Number of Apprehensions |
|-----------------|-----------------------------|----------------------|-------------------------|
| (b)(7)(E) | (b)(7)(E) | (b)(7)(E) | (b)(7)(E) |

This table shows data collected from the fielded (b)(7)(E) cameras within the OLS Area of Interest. Events are when suspected illicit activity is detected, information is disseminated to responders, and a result is recorded. Detections are either an estimate or exact number of subjects (based on how the result is received) in an event. Apprehensions are the number of subjects reportedly taken into custody in an event. Reporting period is March 04, 2021-July 31, 2023.

Illegal Immigrant Apprehensions in Texas Sectors by Calendar Year CY 2000 - CYTD 2023, as of August 02, 2023



* This chart compares apprehensions during CYTD 2023 compared to apprehension data for complete calendar years since CY 2000.
 * Most apprehension figures are based on publicly available data from the Customs and Border Protection (CBP) website.
 * July 01-August 02, 2023, apprehension figures are based on Operation Border Star reporting and are preliminary, unofficial, and subject to change.
 * Texas Sectors include the Rio Grande Valley, Laredo, Del Rio, Big Bend, and El Paso Sectors. The El Paso Sector covers a portion of Texas and the state of New Mexico.



OPERATION LONE STAR



The following are examples of OLS activity within the Area of Interest for CY2023:

(b)(6), (b)(7)(C), (b)(7)(E)

(b)(6), (b)(7)(C), (b)(7)(E)

(b)(6), (b)(7)(C), (b)(7)(E)

(b)(6), (b)(7)(C), (b)(7)(E)

(b)(6), (b)(7)(C), (b)(7)(E)

(b)(6), (b)(7)(C), (b)(7)(E)

(b)(6), (b)(7)(C), (b)(7)(E)

(b)(6), (b)(7)(C), (b)(7)(E)

(b)(5), (b)(6), (b)(7)(C), (b)(7)(E)

(b)(6), (b)(7)(C), (b)(7)(E)

(b)(6), (b)(7)(C), (b)(7)(E)

(b)(6), (b)(7)(C), (b)(7)(E)

(b)(6), (b)(7)(C), (b)(7)(E)

(b)(6), (b)(7)(C), (b)(7)(E)

(b)(6), (b)(7)(C), (b)(7)(E)

(b)(6), (b)(7)(C), (b)(7)(E)

(b)(6), (b)(7)(C), (b)(7)(E)

(b)(6), (b)(7)(C), (b)(7)(E)

(b)(6), (b)(7)(C), (b)(7)(E)

(b)(6), (b)(7)(C), (b)(7)(E)

(b)(6), (b)(7)(C), (b)(7)(E)

(b)(6), (b)(7)(C), (b)(7)(E)

(b)(6), (b)(7)(C), (b)(7)(E)

(b)(6), (b)(7)(C), (b)(7)(E)

(b)(6), (b)(7)(C), (b)(7)(E)

(b)(6), (b)(7)(C), (b)(7)(E)

(b)(6), (b)(7)(C), (b)(7)(E)

(b)(6), (b)(7)(C), (b)(7)(E)

(b)(6), (b)(7)(C), (b)(7)(E)

(b)(6), (b)(7)(C), (b)(7)(E)

(b)(6), (b)(7)(C), (b)(7)(E)

(b)(6), (b)(7)(C), (b)(7)(E)

(b)(6), (b)(7)(C), (b)(7)(E)

(b)(6), (b)(7)(C), (b)(7)(E)

(b)(6), (b)(7)(C), (b)(7)(E)

(b)(6), (b)(7)(C), (b)(7)(E)

(b)(6), (b)(7)(C), (b)(7)(E)

(b)(6), (b)(7)(C), (b)(7)(E)

(b)(6), (b)(7)(C), (b)(7)(E)

(b)(6), (b)(7)(C), (b)(7)(E)

(b)(6), (b)(7)(C), (b)(7)(E)

(b)(6), (b)(7)(C), (b)(7)(E)

(b)(6), (b)(7)(C), (b)(7)(E)

(b)(6), (b)(7)(C), (b)(7)(E)

(b)(6), (b)(7)(C), (b)(7)(E)

(b)(6), (b)(7)(C), (b)(7)(E)

(b)(6), (b)(7)(C), (b)(7)(E)

(b)(6), (b)(7)(C), (b)(7)(E)

(b)(6), (b)(7)(C), (b)(7)(E)

(b)(6), (b)(7)(C), (b)(7)(E)

(b)(6), (b)(7)(C), (b)(7)(E)

(b)(6), (b)(7)(C), (b)(7)(E)

(b)(6), (b)(7)(C), (b)(7)(E)

(b)(6), (b)(7)(C), (b)(7)(E)

(b)(6), (b)(7)(C), (b)(7)(E)

(b)(6), (b)(7)(C), (b)(7)(E)

(b)(6), (b)(7)(C), (b)(7)(E)

(b)(6), (b)(7)(C), (b)(7)(E)

(b)(6), (b)(7)(C), (b)(7)(E)

(b)(6), (b)(7)(C), (b)(7)(E)

(b)(6), (b)(7)(C), (b)(7)(E)

(b)(6), (b)(7)(C), (b)(7)(E)

(b)(6), (b)(7)(C), (b)(7)(E)

(b)(6), (b)(7)(C), (b)(7)(E)

(b)(6), (b)(7)(C), (b)(7)(E)

(b)(6), (b)(7)(C), (b)(7)(E)

(b)(6), (b)(7)(C), (b)(7)(E)

(b)(6), (b)(7)(C), (b)(7)(E)

(b)(6), (b)(7)(C), (b)(7)(E)

(b)(6), (b)(7)(C), (b)(7)(E)

(b)(6), (b)(7)(C), (b)(7)(E)

(b)(6), (b)(7)(C), (b)(7)(E)

(b)(6), (b)(7)(C), (b)(7)(E)

(b)(6), (b)(7)(C), (b)(7)(E)

(b)(6), (b)(7)(C), (b)(7)(E)

(b)(6), (b)(7)(C), (b)(7)(E)

(b)(6), (b)(7)(C), (b)(7)(E)

(b)(6), (b)(7)(C), (b)(7)(E)

(b)(6), (b)(7)(C), (b)(7)(E)

(b)(6), (b)(7)(C), (b)(7)(E)

(b)(6), (b)(7)(C), (b)(7)(E)

(b)(6), (b)(7)(C), (b)(7)(E)

(b)(6), (b)(7)(C), (b)(7)(E)

(b)(6), (b)(7)(C), (b)(7)(E)

(b)(6), (b)(7)(C), (b)(7)(E)

(b)(6), (b)(7)(C), (b)(7)(E)

(b)(6), (b)(7)(C), (b)(7)(E)

(b)(6), (b)(7)(C), (b)(7)(E)

(b)(6), (b)(7)(C), (b)(7)(E)

(b)(6), (b)(7)(C), (b)(7)(E)

(b)(6), (b)(7)(C), (b)(7)(E)

(b)(6), (b)(7)(C), (b)(7)(E)

(b)(6), (b)(7)(C), (b)(7)(E)

(b)(6), (b)(7)(C), (b)(7)(E)

(b)(6), (b)(7)(C), (b)(7)(E)

(b)(6), (b)(7)(C), (b)(7)(E)

(b)(6), (b)(7)(C), (b)(7)(E)

(b)(6), (b)(7)(C), (b)(7)(E)

(b)(6), (b)(7)(C), (b)(7)(E)

(b)(6), (b)(7)(C), (b)(7)(E)

(b)(6), (b)(7)(C), (b)(7)(E)

(b)(6), (b)(7)(C), (b)(7)(E)

(b)(6), (b)(7)(C), (b)(7)(E)

(b)(6), (b)(7)(C), (b)(7)(E)

(b)(6), (b)(7)(C), (b)(7)(E)

(b)(6), (b)(7)(C), (b)(7)(E)

(b)(6), (b)(7)(C), (b)(7)(E)

(b)(6), (b)(7)(C), (b)(7)(E)

(b)(6), (b)(7)(C), (b)(7)(E)

(b)(6), (b)(7)(C), (b)(7)(E)

(b)(6), (b)(7)(C), (b)(7)(E)

(b)(6), (b)(7)(C), (b)(7)(E)

(b)(6), (b)(7)(C), (b)(7)(E)

(b)(6), (b)(7)(C), (b)(7)(E)

(b)(6), (b)(7)(C), (b)(7)(E)

(b)(6), (b)(7)(C), (b)(7)(E)

(b)(6), (b)(7)(C), (b)(7)(E)

(b)(6), (b)(7)(C), (b)(7)(E)

(b)(6), (b)(7)(C), (b)(7)(E)

(b)(6), (b)(7)(C), (b)(7)(E)

(b)(6), (b)(7)(C), (b)(7)(E)

(b)(6), (b)(7)(C), (b)(7)(E)

(b)(6), (b)(7)(C), (b)(7)(E)

(b)(6), (b)(7)(C), (b)(7)(E)

(b)(6), (b)(7)(C), (b)(7)(E)

(b)(6), (b)(7)(C), (b)(7)(E)

(b)(6), (b)(7)(C), (b)(7)(E)

(b)(6), (b)(7)(C), (b)(7)(E)

(b)(6), (b)(7)(C), (b)(7)(E)

(b)(6), (b)(7)(C), (b)(7)(E)

(b)(6), (b)(7)(C), (b)(7)(E)

(b)(6), (b)(7)(C), (b)(7)(E)

(b)(6), (b)(7)(C), (b)(7)(E)

(b)(6), (b)(7)(C), (b)(7)(E)

(b)(6), (b)(7)(C), (b)(7)(E)

(b)(6), (b)(7)(C), (b)(7)(E)

(b)(6), (b)(7)(C), (b)(7)(E)

(b)(6), (b)(7)(C), (b)(7)(E)

(b)(6), (b)(7)(C), (b)(7)(E)

(b)(6), (b)(7)(C), (b)(7)(E)

(b)(6), (b)(7)(C), (b)(7)(E)

(b)(6), (b)(7)(C), (b)(7)(E)

(b)(6), (b)(7)(C), (b)(7)(E)

(b)(6), (b)(7)(C), (b)(7)(E)

(b)(6), (b)(7)(C), (b)(7)(E)

(b)(6), (b)(7)(C), (b)(7)(E)

(b)(6), (b)(7)(C), (b)(7)(E)

(b)(6), (b)(7)(C), (b)(7)(E)

(b)(6), (b)(7)(C), (b)(7)(E)

(b)(6), (b)(7)(C), (b)(7)(E)

(b)(6), (b)(7)(C), (b)(7)(E)

(b)(6), (b)(7)(C), (b)(7)(E)

(b)(6), (b)(7)(C), (b)(7)(E)

(b)(6), (b)(7)(C), (b)(7)(E)

(b)(6), (b)(7)(C), (b)(7)(E)

(b)(6), (b)(7)(C), (b)(7)(E)

(b)(6), (b)(7)(C), (b)(7)(E)

(b)(6), (b)(7)(C), (b)(7)(E)

(b)(6), (b)(7)(C), (b)(7)(E)

(b)(6), (b)(7)(C), (b)(7)(E)

(b)(6), (b)(7)(C), (b)(7)(E)

(b)(6), (b)(7)(C), (b)(7)(E)

(b)(6), (b)(7)(C), (b)(7)(E)

(b)(6), (b)(7)(C), (b)(7)(E)

(b)(6), (b)(7)(C), (b)(7)(E)

(b)(6), (b)(7)(C), (b)(7)(E)

(b)(6), (b)(7)(C), (b)(7)(E)

(b)(6), (b)(7)(C), (b)(7)(E)

(b)(6), (b)(7)(C), (b)(7)(E)

(b)(6), (b)(7)(C), (b)(7)(E)

(b)(6), (b)(7)(C), (b)(7)(E)

(b)(6), (b)(7)(C), (b)(7)(E)

(b)(6), (b)(7)(C), (b)(7)(E)

(b)(6), (b)(7)(C), (b)(7)(E)

(b)(6), (b)(7)(C), (b)(7)(E)

(b)(6), (b)(7)(C), (b)(7)(E)

(b)(6), (b)(7)(C), (b)(7)(E)

(b)(6), (b)(7)(C), (b)(7)(E)

(b)(6), (b)(7)(C), (b)(7)(E)

(b)(6), (b)(7)(C), (b)(7)(E)

(b)(6), (b)(7)(C), (b)(7)(E)

(b)(6), (b)(7)(C), (b)(7)(E)

(b)(6), (b)(7)(C), (b)(7)(E)

(b)(6), (b)(7)(C), (b)(7)(E)

(b)(6), (b)(7)(C), (b)(7)(E)

(b)(6), (b)(7)(C), (b)(7)(E)

(b)(6), (b)(7)(C), (b)(7)(E)

(b)(6), (b)(7)(C), (b)(7)(E)

(b)(6), (b)(7)(C), (b)(7)(E)



OPERATION LONE STAR

Weekly Recap
July 28 – August 03, 2023

| Criminal Arrests | Migrant Apprehensions & Referrals | Vehicle Pursuits | Ballouts | Marijuana Seizures | Cocaine/Meth Seizures | Currency Seizures | Firearms |
|------------------|-----------------------------------|------------------|----------|--------------------|-----------------------|-------------------|----------|
| 132 | 2,800 | 12 | 12 | 5.29 lbs. | 1.18 lbs. | 0 | 1 |

All numbers reported for Operation Lone Star are unverified and unofficial. Numbers are approximate and subject to change. Data includes instances where DPS assisted other agencies during the event. Data may include activity that occurred in OLS Area of Interest as defined in the OLS Operations Order and OLS Fragmentary Order as the Gulf of Mexico coastal region and all of the DPS South Texas and West Texas Regions. Areas outside of the OLS Area of Interest is defined as the DPS regions outside of South Texas and West Texas Regions.

The following are examples of OLS activity within the Area of Interest:

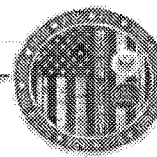
(b)(6), (b)(7)(C), (b)(7)(E)

(b)(6), (b)(7)(C), (b)(7)(E)

(b)(6), (b)(7)(C), (b)(7)(E)

(b)(6), (b)(7)(C), (b)(7)(E)

(b)(6), (b)(7)(C), (b)(7)(E)



| Apprehensions | 7/31/23 - 8/6/23 | 21 Days % Change | FYTD | PFYTD % Change | OTD |
|--------------------|------------------|------------------|--------|----------------|---------|
| Total Encounters | 2,799 | 65% | 95,440 | 8% | 237,156 |
| Single Adults Apps | 497 | 32% | 52,722 | 37% | 103,163 |
| FMUA | 1,991 | 102% | 30,434 | -2% | 92,469 |
| NUC | 311 | -2% | 12,284 | -35% | 41,524 |

| | | | | | |
|-----------|----|------|-------|------|-------|
| Turnbacks | 33 | 8% | 3,131 | -3% | 8,315 |
| Gotaways | 14 | -23% | 1,885 | -32% | 5,738 |

| Seizures and Assisted Seizures | 7/31/23 - 8/6/23 | 21 Days % Change | FYTD | PFYTD % Change | OTD |
|--------------------------------|------------------|------------------|--------|----------------|-------------|
| Marijuana (lbs) | 0 | -17% | 929.87 | 46% | 5,939.64 |
| Cocaine (lbs) | 0 | 0% | 141.23 | -67% | 861.32 |
| Methamphetamine (lbs) | 0 | 0% | 0.04 | 100% | 1.36 |
| Currency (USD) | | 0% | \$0.00 | -100% | \$27,850.00 |
| Firearms | | 0% | 4 | -92% | 53 |
| Ammo | | 0% | 174 | 544% | 210 |

| Stash Houses | 7/31/23 - 8/6/23 | 21 Days % Change | FYTD | PFYTD % Change | OTD |
|---------------------|------------------|------------------|------|----------------|-----|
| Stash Houses Events | - | - | 1 | -93% | 23 |
| Apprehensions | - | - | 3 | -87% | 171 |

| Prosecutions | 7/31/23 - 8/6/23 | 21 Days % Change | FYTD | PFYTD % Change | OTD |
|--------------------|------------------|------------------|------|----------------|-------|
| Referred | 5 | -25% | 516 | 25% | 1,212 |
| Accepted/Convicted | 4 | -45% | 376 | 23% | 904 |

| Assisted Apprehensions | 7/31/23 - 8/6/23 | 21 Days % Change | FYTD | PFYTD % Change | OTD |
|------------------------|------------------|------------------|--------|----------------|---------|
| IMO | 2,155 | 60% | 82,802 | 13% | 169,666 |
| DPS | 1,077 | 438% | 13,514 | 158% | 19,356 |

Operation Lone Star Inception Mar 29, 2021



Additional Notes:



Events associated with Operation Lone Star last 7 Days

| Sector | E3# Op. Lone Star | TSM* | Zone* | Date | Apprehensions | Currency Seized or Assisted | Marijuana Seized or Assisted | Cocaine Seized or Assisted | Meth Seized or Assisted | Heroin Seized or Assisted | Firearms Seized or Assisted | Ammo Seized or Assisted | Stolen Vehicles | Pros Referred |
|--------|-------------------|------|-------|--------|---------------|-----------------------------|------------------------------|----------------------------|-------------------------|---------------------------|-----------------------------|-------------------------|-----------------|---------------|
| RGV | | | | 8/6/23 | 28 | 0 | 0 | 0 | 0 | 0 | 0 | 0 | 0 | |
| RGV | | | | 8/6/23 | 11 | 0 | 0 | 0 | 0 | 0 | 0 | 0 | 0 | |
| RGV | | | | 8/6/23 | 6 | 0 | 0 | 0 | 0 | 0 | 0 | 0 | 0 | |
| RGV | | | | 8/6/23 | 3 | 0 | 0 | 0 | 0 | 0 | 0 | 0 | 0 | |
| RGV | | | | 8/6/23 | 6 | 0 | 0 | 0 | 0 | 0 | 0 | 0 | 0 | |
| RGV | | | | 8/6/23 | 26 | 0 | 0 | 0 | 0 | 0 | 0 | 0 | 0 | |
| RGV | | | | 8/6/23 | 0 | 0 | 0 | 0 | 0 | 0 | 0 | 0 | 0 | |
| RGV | | | | 8/6/23 | 23 | 0 | 0 | 0 | 0 | 0 | 0 | 0 | 0 | |
| RGV | | | | 8/5/23 | 47 | 0 | 0 | 0 | 0 | 0 | 0 | 0 | 0 | |
| RGV | | | | 8/5/23 | 19 | 0 | 0 | 0 | 0 | 0 | 0 | 0 | 0 | |
| RGV | | | | 8/5/23 | 35 | 0 | 0 | 0 | 0 | 0 | 0 | 0 | 0 | |
| RGV | | | | 8/5/23 | 46 | 0 | 0 | 0 | 0 | 0 | 0 | 0 | 0 | |
| RGV | | | | 8/5/23 | 54 | 0 | 0 | 0 | 0 | 0 | 0 | 0 | 0 | |
| RGV | | | | 8/5/23 | 7 | 0 | 0 | 0 | 0 | 0 | 0 | 0 | 0 | |
| RGV | | | | 8/5/23 | 30 | 0 | 0 | 0 | 0 | 0 | 0 | 0 | 0 | |
| RGV | | | | 8/5/23 | 76 | 0 | 0 | 0 | 0 | 0 | 0 | 0 | 0 | |
| RGV | | | | 8/5/23 | 10 | 0 | 0 | 0 | 0 | 0 | 0 | 0 | 0 | |
| RGV | | | | 8/5/23 | 41 | 0 | 0 | 0 | 0 | 0 | 0 | 0 | 0 | |
| RGV | | | | 8/5/23 | 19 | 0 | 0 | 0 | 0 | 0 | 0 | 0 | 0 | |
| RGV | | | | 8/5/23 | 19 | 0 | 0 | 0 | 0 | 0 | 0 | 0 | 0 | |
| RGV | | | | 8/5/23 | 4 | 0 | 0 | 0 | 0 | 0 | 0 | 0 | 0 | |
| RGV | | | | 8/5/23 | 1 | 0 | 0 | 0 | 0 | 0 | 0 | 0 | 0 | |
| RGV | | | | 8/5/23 | 9 | 0 | 0 | 0 | 0 | 0 | 0 | 0 | 0 | |
| RGV | | | | 8/5/23 | 136 | 0 | 0 | 0 | 0 | 0 | 0 | 0 | 0 | |
| RGV | | | | 8/4/23 | 29 | 0 | 0 | 0 | 0 | 0 | 0 | 0 | 0 | |
| RGV | | | | 8/4/23 | 9 | 0 | 0 | 0 | 0 | 0 | 0 | 0 | 0 | |
| RGV | | | | 8/4/23 | 16 | 0 | 0 | 0 | 0 | 0 | 0 | 0 | 0 | |
| RGV | | | | 8/4/23 | 34 | 0 | 0 | 0 | 0 | 0 | 0 | 0 | 0 | |
| RGV | | | | 8/4/23 | 47 | 0 | 0 | 0 | 0 | 0 | 0 | 0 | 0 | |
| RGV | | | | 8/4/23 | 48 | 0 | 0 | 0 | 0 | 0 | 0 | 0 | 0 | |
| RGV | | | | 8/4/23 | 14 | 0 | 0 | 0 | 0 | 0 | 0 | 0 | 0 | |
| RGV | | | | 8/4/23 | 39 | 0 | 0 | 0 | 0 | 0 | 0 | 0 | 0 | |
| RGV | | | | 8/4/23 | 6 | 0 | 0 | 0 | 0 | 0 | 0 | 0 | 0 | |
| RGV | | | | 8/4/23 | 7 | 0 | 0 | 0 | 0 | 0 | 0 | 0 | 0 | |
| RGV | | | | 8/4/23 | 16 | 0 | 0 | 0 | 0 | 0 | 0 | 0 | 0 | |
| RGV | | | | 8/4/23 | 1 | 0 | 0 | 0 | 0 | 0 | 0 | 0 | 0 | 1 |
| RGV | | | | 8/4/23 | 14 | 0 | 0 | 0 | 0 | 0 | 0 | 0 | 0 | |

(b)(7)(E)

Events associated with Operation Lone Star last 7 Days

| | | | | | | | | | | | |
|-----|--------|----|---|---|---|---|---|---|---|---|---|
| RGV | 8/4/23 | 7 | 0 | 0 | 0 | 0 | 0 | 0 | 0 | 0 | |
| RGV | 8/4/23 | 4 | 0 | 0 | 0 | 0 | 0 | 0 | 0 | 0 | |
| RGV | 8/4/23 | 2 | 0 | 0 | 0 | 0 | 0 | 0 | 0 | 0 | |
| RGV | 8/4/23 | 58 | 0 | 0 | 0 | 0 | 0 | 0 | 0 | 0 | |
| RGV | 8/4/23 | 16 | 0 | 0 | 0 | 0 | 0 | 0 | 0 | 0 | |
| RGV | 8/4/23 | 13 | 0 | 0 | 0 | 0 | 0 | 0 | 0 | 0 | |
| RGV | 8/4/23 | 5 | 0 | 0 | 0 | 0 | 0 | 0 | 0 | 0 | |
| RGV | 8/4/23 | 4 | 0 | 0 | 0 | 0 | 0 | 0 | 0 | 0 | |
| RGV | 8/4/23 | 16 | 0 | 0 | 0 | 0 | 0 | 0 | 0 | 0 | |
| RGV | 8/4/23 | 6 | 0 | 0 | 0 | 0 | 0 | 0 | 0 | 0 | |
| RGV | 8/4/23 | 1 | 0 | 0 | 0 | 0 | 0 | 0 | 0 | 0 | |
| RGV | 8/4/23 | 47 | 0 | 0 | 0 | 0 | 0 | 0 | 0 | 0 | |
| RGV | 8/4/23 | 96 | 0 | 0 | 0 | 0 | 0 | 0 | 0 | 0 | |
| RGV | 8/4/23 | 89 | 0 | 0 | 0 | 0 | 0 | 0 | 0 | 0 | |
| RGV | 8/4/23 | 16 | 0 | 0 | 0 | 0 | 0 | 0 | 0 | 0 | |
| RGV | 8/4/23 | 35 | 0 | 0 | 0 | 0 | 0 | 0 | 0 | 0 | |
| RGV | 8/4/23 | 3 | 0 | 0 | 0 | 0 | 0 | 0 | 0 | 0 | |
| RGV | 8/3/23 | 15 | 0 | 0 | 0 | 0 | 0 | 0 | 0 | 0 | |
| RGV | 8/3/23 | 19 | 0 | 0 | 0 | 0 | 0 | 0 | 0 | 0 | |
| RGV | 8/3/23 | 68 | 0 | 0 | 0 | 0 | 0 | 0 | 0 | 0 | |
| RGV | 8/3/23 | 4 | 0 | 0 | 0 | 0 | 0 | 0 | 0 | 0 | |
| RGV | 8/3/23 | 18 | 0 | 0 | 0 | 0 | 0 | 0 | 0 | 0 | |
| RGV | 8/3/23 | 11 | 0 | 0 | 0 | 0 | 0 | 0 | 0 | 0 | |
| RGV | 8/3/23 | 27 | 0 | 0 | 0 | 0 | 0 | 0 | 0 | 0 | |
| RGV | 8/3/23 | 40 | 0 | 0 | 0 | 0 | 0 | 0 | 0 | 0 | |
| RGV | 8/3/23 | 7 | 0 | 0 | 0 | 0 | 0 | 0 | 0 | 0 | 2 |
| RGV | 8/3/23 | 27 | 0 | 0 | 0 | 0 | 0 | 0 | 0 | 0 | |
| RGV | 8/3/23 | 4 | 0 | 0 | 0 | 0 | 0 | 0 | 0 | 0 | |
| RGV | 8/3/23 | 2 | 0 | 0 | 0 | 0 | 0 | 0 | 0 | 0 | 1 |
| RGV | 8/3/23 | 9 | 0 | 0 | 0 | 0 | 0 | 0 | 0 | 0 | |
| RGV | 8/3/23 | 13 | 0 | 0 | 0 | 0 | 0 | 0 | 0 | 0 | |
| RGV | 8/3/23 | 1 | 0 | 0 | 0 | 0 | 0 | 0 | 0 | 0 | |
| RGV | 8/3/23 | 7 | 0 | 0 | 0 | 0 | 0 | 0 | 0 | 0 | |
| RGV | 8/2/23 | 5 | 0 | 0 | 0 | 0 | 0 | 0 | 0 | 0 | |
| RGV | 8/2/23 | 5 | 0 | 0 | 0 | 0 | 0 | 0 | 0 | 0 | |
| RGV | 8/2/23 | 12 | 0 | 0 | 0 | 0 | 0 | 0 | 0 | 0 | |
| RGV | 8/2/23 | 28 | 0 | 0 | 0 | 0 | 0 | 0 | 0 | 0 | |
| RGV | 8/2/23 | 70 | 0 | 0 | 0 | 0 | 0 | 0 | 0 | 0 | |
| RGV | 8/2/23 | 2 | 0 | 0 | 0 | 0 | 0 | 0 | 0 | 0 | |

(b)(7)(E)

Events associated with Operation Lone Star last 7 Days

| | | | | | | | | | | | | |
|-----|--|---------|-----|---|---|---|---|---|---|---|---|---|
| RGV | | 8/2/23 | 2 | 0 | 0 | 0 | 0 | 0 | 0 | 0 | 0 | 1 |
| RGV | | 8/2/23 | 26 | 0 | 0 | 0 | 0 | 0 | 0 | 0 | 0 | |
| RGV | | 8/2/23 | 4 | 0 | 0 | 0 | 0 | 0 | 0 | 0 | 0 | |
| RGV | | 8/2/23 | 11 | 0 | 0 | 0 | 0 | 0 | 0 | 0 | 0 | |
| RGV | | 8/2/23 | 4 | 0 | 0 | 0 | 0 | 0 | 0 | 0 | 0 | |
| RGV | | 8/2/23 | 22 | 0 | 0 | 0 | 0 | 0 | 0 | 0 | 0 | |
| RGV | | 8/2/23 | 4 | 0 | 0 | 0 | 0 | 0 | 0 | 0 | 0 | |
| RGV | | 8/2/23 | 127 | 0 | 0 | 0 | 0 | 0 | 0 | 0 | 0 | |
| RGV | | 8/2/23 | 52 | 0 | 0 | 0 | 0 | 0 | 0 | 0 | 0 | |
| RGV | | 8/2/23 | 3 | 0 | 0 | 0 | 0 | 0 | 0 | 0 | 0 | |
| RGV | | 8/2/23 | 1 | 0 | 0 | 0 | 0 | 0 | 0 | 0 | 0 | |
| RGV | | 8/2/23 | 4 | 0 | 0 | 0 | 0 | 0 | 0 | 0 | 0 | |
| RGV | | 8/2/23 | 1 | 0 | 0 | 0 | 0 | 0 | 0 | 0 | 0 | |
| RGV | | 8/2/23 | 40 | 0 | 0 | 0 | 0 | 0 | 0 | 0 | 0 | |
| RGV | | 8/1/23 | 15 | 0 | 0 | 0 | 0 | 0 | 0 | 0 | 0 | |
| RGV | | 8/1/23 | 39 | 0 | 0 | 0 | 0 | 0 | 0 | 0 | 0 | |
| RGV | | 8/1/23 | 11 | 0 | 0 | 0 | 0 | 0 | 0 | 0 | 0 | |
| RGV | | 8/1/23 | 27 | 0 | 0 | 0 | 0 | 0 | 0 | 0 | 0 | |
| RGV | | 8/1/23 | 18 | 0 | 0 | 0 | 0 | 0 | 0 | 0 | 0 | |
| RGV | | 8/1/23 | 0 | 0 | 0 | 0 | 0 | 0 | 0 | 0 | 0 | |
| RGV | | 8/1/23 | 8 | 0 | 0 | 0 | 0 | 0 | 0 | 0 | 0 | |
| RGV | | 8/1/23 | 10 | 0 | 0 | 0 | 0 | 0 | 0 | 0 | 0 | |
| RGV | | 8/1/23 | 11 | 0 | 0 | 0 | 0 | 0 | 0 | 0 | 0 | |
| RGV | | 8/1/23 | 17 | 0 | 0 | 0 | 0 | 0 | 0 | 0 | 0 | |
| RGV | | 8/1/23 | 3 | 0 | 0 | 0 | 0 | 0 | 0 | 0 | 0 | |
| RGV | | 8/1/23 | 24 | 0 | 0 | 0 | 0 | 0 | 0 | 0 | 0 | |
| RGV | | 8/1/23 | 11 | 0 | 0 | 0 | 0 | 0 | 0 | 0 | 0 | |
| RGV | | 8/1/23 | 4 | 0 | 0 | 0 | 0 | 0 | 0 | 0 | 0 | |
| RGV | | 8/1/23 | 19 | 0 | 0 | 0 | 0 | 0 | 0 | 0 | 0 | |
| RGV | | 8/1/23 | 5 | 0 | 0 | 0 | 0 | 0 | 0 | 0 | 0 | |
| RGV | | 8/1/23 | 27 | 0 | 0 | 0 | 0 | 0 | 0 | 0 | 0 | |
| RGV | | 8/1/23 | 2 | 0 | 0 | 0 | 0 | 0 | 0 | 0 | 0 | |
| RGV | | 8/1/23 | 3 | 0 | 0 | 0 | 0 | 0 | 0 | 0 | 0 | |
| RGV | | 7/31/23 | 50 | 0 | 0 | 0 | 0 | 0 | 0 | 0 | 0 | |
| RGV | | 7/31/23 | 41 | 0 | 0 | 0 | 0 | 0 | 0 | 0 | 0 | |
| RGV | | 7/31/23 | 7 | 0 | 0 | 0 | 0 | 0 | 0 | 0 | 0 | |
| RGV | | 7/31/23 | 4 | 0 | 0 | 0 | 0 | 0 | 0 | 0 | 0 | |
| RGV | | 7/31/23 | 7 | 0 | 0 | 0 | 0 | 0 | 0 | 0 | 0 | |
| RGV | | 7/31/23 | 2 | 0 | 0 | 0 | 0 | 0 | 0 | 0 | 0 | |

(b)(7)(E)

Events associated with Operation Lone Star last 7 Days

| | | | | | | | | | | | |
|-----|------------------|---------|--------------|----------|----------|----------|----------|----------|----------|----------|----------|
| RGV | (b)(7)(E) | 7/31/23 | 3 | 0 | 0 | 0 | 0 | 0 | 0 | 0 | 0 |
| RGV | | 7/31/23 | 4 | 0 | 0 | 0 | 0 | 0 | 0 | 0 | 0 |
| RGV | | 7/31/23 | 3 | 0 | 0 | 0 | 0 | 0 | 0 | 0 | 0 |
| RGV | | 7/31/23 | 20 | 0 | 0 | 0 | 0 | 0 | 0 | 0 | 0 |
| RGV | | 7/31/23 | 47 | 0 | 0 | 0 | 0 | 0 | 0 | 0 | 0 |
| RGV | | 7/31/23 | 5 | 0 | 0 | 0 | 0 | 0 | 0 | 0 | 0 |
| RGV | | 7/31/23 | 4 | 0 | 0 | 0 | 0 | 0 | 0 | 0 | 0 |
| RGV | | 7/31/23 | 30 | 0 | 0 | 0 | 0 | 0 | 0 | 0 | 0 |
| RGV | | 7/31/23 | 21 | 0 | 0 | 0 | 0 | 0 | 0 | 0 | 0 |
| RGV | | 7/31/23 | 91 | 0 | 0 | 0 | 0 | 0 | 0 | 0 | 0 |
| RGV | | 7/31/23 | 18 | 0 | 0 | 0 | 0 | 0 | 0 | 0 | 0 |
| RGV | | 7/31/23 | 130 | 0 | 0 | 0 | 0 | 0 | 0 | 0 | 0 |
| RGV | | 7/31/23 | 2 | 0 | 0 | 0 | 0 | 0 | 0 | 0 | 0 |
| RGV | | 7/31/23 | 1 | 0 | 0 | 0 | 0 | 0 | 0 | 0 | 0 |
| RGV | | 7/31/23 | 9 | 0 | 0 | 0 | 0 | 0 | 0 | 0 | 0 |
| RGV | 7/31/23 | 1 | 0 | 0 | 0 | 0 | 0 | 0 | 0 | 0 | |
| | | | 2,799 | 0 | 0 | 0 | 0 | 0 | 0 | 0 | 0 |