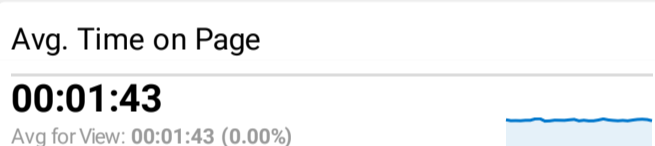




Web Performance Metrics-CBP.gov

May 1, 2022 - May 31, 2022

All Users
100.00% Sessions



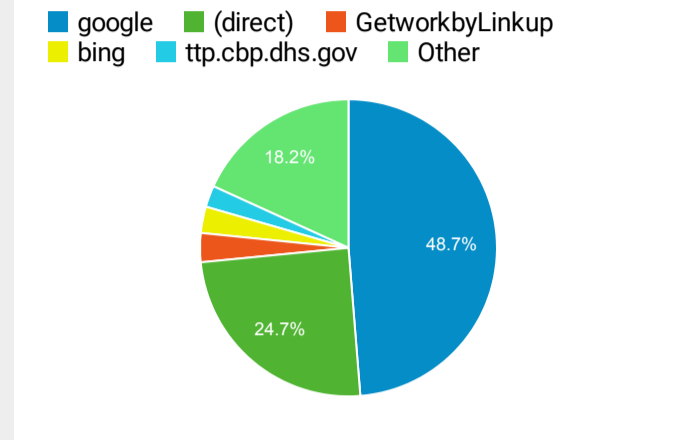
Top Pages

Page Title	Pageviews
Global Entry U.S. Customs and Border Protection	590,046
U.S. Customs and Border Protection Securing America's Borders	407,199
How to Apply for Global Entry U.S. Customs and Border Protection	345,474
Global Entry U.S. Customs and Border Protection Preview	263,668
Global Entry Enrollment Centers U.S. Customs and Border Protection	205,078
U.S. Customs and Border Protection U.S. Customs and Border Protection Preview	187,696
Enrollment on Arrival U.S. Customs and Border Protection	168,682
Border Patrol Agent Apply Now	168,313
How to Apply for Global Entry U.S. Customs and Border Protection Preview	152,964
Electronic System for Travel Authorization U.S. Customs and Border Protection	141,353

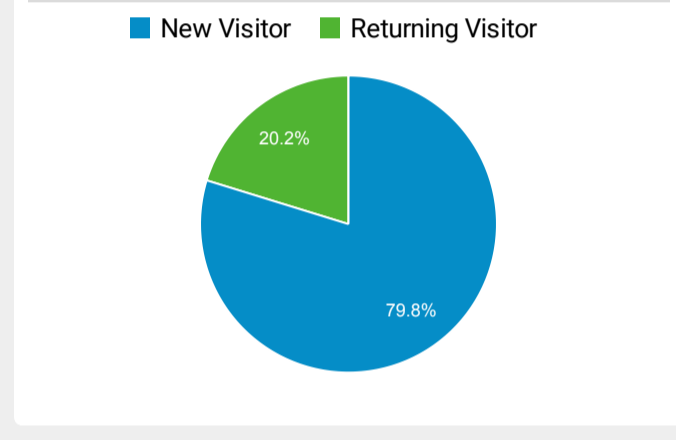
Visits by Social Network

Social Network	Sessions
Facebook	40,560
Twitter	12,047
reddit	2,171
LinkedIn	1,845
Instagram	1,591
YouTube	1,403
TripAdvisor	786

Visits by Source



New vs. Returned Visitors



Pageviews and Pages / Session by Mobile (Inc...)

Mobile (Including Tablet)	Pageviews	Pages / Session
No	4,983,489	2.25
Yes	3,969,589	1.59