

Automated Commercial Environment

Import Ocean Manifest ANSI X.12 Implementation Guide

309 Automated Manifest Download

October 2021



U.S. Customs and
Border Protection



309 U.S. Customs Manifest - Automated Manifest Download

Functional Group ID=SO

Introduction:

This Draft Standard for Trial Use contains the format and establishes the data contents of the U.S. Customs and Border Protection (CBP) Manifest Transaction Set (309) for use within the context of an Electronic Data Interchange (EDI) environment. The transaction set can be used by carriers, NVOCC's, terminal operators, port authorities, or service centers to provide U.S. Customs with manifest data on cargo arriving in or departing from the U.S. on oceangoing vessels, railroad trains, or other types of conveyances. The transaction set can be also used by carriers or NVOCC's to provide terminal operators, port authorities, or service centers with manifest data on cargo arriving at their facilities via the conveyances mentioned above.

This Implementation Guideline uses the ASC X12 4010 Standards Version/Release as its base. The transaction structure has been altered to accommodate U.S. Customs and Border Protection implementation requirements.

Notes:

The following notes are applicable to U.S. Customs and Border Protection (CBP) only. This transaction describes manifest output segments used by CBP to provide a Port Authority or Service Bureau with a copy of data previously received and successfully processed as part of an original manifest submission or manifest amendment. Each Automated Manifest Download transaction contains the data for a single Bill of Lading. Thus, a manifest input submission containing multiple Bill(s) of Lading may result in multiple Automated Manifest Download transmissions to the appropriate Port Authority or Service Bureau. The output segments provide all identifying information for the manifest, bill of lading, reference information, shipper and consignee, notify parties, in-bond information, containers, cargo descriptions, marks and numbers, and hazardous materials.

For original manifest submissions, the Automated Manifest Download transmission will return the bill of lading transaction segments (M11 through H2). The Amendment segment (M13) will not be provided.

For amendment to delete or replace a bill of lading quantity, the M13 alone is returned, and M11 through H2 are not returned in this case. For amendments to add a bill of lading, the Amendment segment (M13) is followed by the associated bill of lading transaction segments (M121 through H2).

All manifest transmissions will return the shipper name and address information; additionally, the name and address will be returned for either the consignee or at least one notify party.

The N1 loop is used for shipper, consignee and notify party information. The shipper Name/Address segment is mandatory in this case. In addition, the N1 loop is used to report information for secondary notify parties (SNP) and Customs Brokers (CB).

Since shippers, consignees, and notify parties may for privacy reasons request CBP not to distribute name and address information, this data will be 'sanitized' as necessary within the corresponding Bill of lading party information segments. In such cases, the values in each element of the Name and Address segments (N1 and N3) will be replaced with the word 'SANITIZED'. Segments N4 and PER will not be transmitted.

A maximum of 999 Cargo Description and Marks and Numbers (N10) segments may be returned for each container (VID) segment.

Hazardous Material information (H1-H2) is returned if hazardous materials are being shipped. The hazardous material segments H1 and H2 will follow the Cargo Description and the Marks and Numbers (N10) segment. One H1 loop is allowed for each hazardous commodity. A maximum number of 99 groups per container may be returned.

Automated Manifest Download transactions will use the Functional Group ID of 'SO'.

Special Messaging constraints:

- Limit one Interchange (ISA-IEA) per message transmission.
- Limit one message Group (GS-GE) per message transmission.
- Limit one transaction set (ST-SE) of the same Transaction Set (TS) Identifier Code (i.e., 309, etc.). Only one is sent per message transmission.
- Element delimiters used in this transaction will be ' * ' (asterisk).
- Segment delimiters used in this transaction will be one byte with a value of hex '15'.
- A segment delimiter will be the last byte of data in the message transmission data stream.
- Only uppercase AMERICAN ENGLISH alphabetic data will be transmitted.
- ONLY displayable characters found on a standard American English keyboard will be transmitted. Low-values, carriage return characters, or other non-standard characters will not be transmitted.
- 'Not Used' in the left column indicates that a composite or data element will not be used by CBP.
- 'Dep' in the left column indicates that CBP usage of a particular segment or element is Dependent (Conditional) within the CBP application.
- Per the ASC X12 Standard, an 'M' indicates a Mandatory use, 'O' indicates Optional use and an 'X' indicates a Conditional use.
- CBP requirements may override ASC X12 Standard Mandatory or Conditional usages.
- Maximum allowable message transmission size is ~~128~~ megabytes (~~12,582,912~~ 8,388,608 bytes) of data.

	Pos. No.	Seg. ID	Name	Req. Des.	Max.Use	Loop Repeat
M	015	ISA	Interchange Control Header	M	1	
M	023	GS	Functional Group Header	M	1	
M	030	ST	Transaction Set Header	M	1	
M	040	M10	Manifest Identifying Information	M	1	
	045	N9	Reference Identification	O	1	
LOOP ID - P4						20
M	050	P4	U.S. Port Information	M	1	
LOOP ID - LX						9999
M	060	LX	Assigned Number	M	1	
	070	M13	Manifest Amendment Details	O	1	
	080	M11	Manifest Bill of Lading Details	O	1	
	090	N9	Reference Identification	O	999	
LOOP ID - N1						25
	100	N1	Name	O	1	
	110	N3	Address Information	O	2	
	120	N4	Geographic Location	O	1	
Not Used	130	DTM	Date/Time Reference	O	1	
Not Used	140	PER	Administrative Communications Contact	O	1	
LOOP ID - M12						1
	150	M12	In-bond Identifying Information	O	1	
Not Used	160	R4	Port or Terminal	O	10	
LOOP ID - VID						999
	170	VID	Conveyance Identification	O	1	
	180	VC	Motor Vehicle Control	O	9999	
LOOP ID - N10						999
	190	N10	Quantity and Description	O	1	
LOOP ID - H1						99
	200	H1	Hazardous Material	O	1	
	210	H2	Additional Hazardous Material Description	O	2	
M	200	SE	Transaction Set Trailer	M	1	
M	220	GE	Functional Group Trailer	M	1	
M	240	IEA	Interchange Control Trailer	M	1	

Table of Changes

Version	Date of Change	Section(s) Affected	Brief Description of Change
1.6	October 2021	Page 1, Notes	Maximum allowable message transmission size should be 8 Megabytes, not 12.
		M1109 Bill of Lading Type	Note added that the ISF bill types get converted to non-ISF.
		Search " <i>Ocean House Bill Release</i> " for new functionality and edits to be effective in ACE Certification – anticipated Summer 2022:	
		M1109 Bill of Lading Type	Added new type for 45 (House In-bond); and ability to identify a BOL as a Section 321 Release bill type 13, 14, 21 or 22.
		N1006 Shipment Value	Note added for Section 321 Release bill types, shipment value is returned.
	Nov 2010		Previous original

Segment: **ISA** Interchange Control Header
Position: 015
Loop:
Level:
Usage: Mandatory
Max Use: 1
Purpose: To start and identify an interchange of zero or more functional groups and interchange-related control segments

Syntax Notes:
Semantic Notes:

Data Element Summary

	<u>Ref. Des.</u>	<u>Data Element</u>	<u>Name</u>	<u>Attributes</u>
M	ISA01	I01	Authorization Information Qualifier Code to identify the type of information in the Authorization Information Always '00' 00 No Authorization Information Present (No Meaningful Information in I02)	M ID 2/2
M	ISA02	I02	Authorization Information Information used for additional identification or authorization of the interchange sender or the data in the interchange; the type of information is set by the Authorization Information Qualifier (I01) Always 10 spaces.	M AN 10/10
M	ISA03	I03	Security Information Qualifier Code to identify the type of information in the Security Information Always '00' 00 No Security Information Present (No Meaningful Information in I04)	M ID 2/2
M	ISA04	I04	Security Information This is used for identifying the security information about the interchange sender or the data in the interchange; the type of information is set by the Security Information Qualifier (I03) Always 10 spaces.	M AN 10/10
M	ISA05	I05	Interchange ID Qualifier Qualifier to designate the system/method of code structure used to designate the sender or receiver ID element being qualified Always 'ZZ' ZZ Mutually Defined	M ID 2/2
M	ISA06	I06	Interchange Sender ID Identification code published by the sender for other parties to use as the receiver ID to route data to them; the sender always codes this value in the sender ID element 'CUSTOMSTST' - Testing 'CUSTOMS' - Production	M AN 15/15
M	ISA07	I05	Interchange ID Qualifier Qualifier to designate the system/method of code structure used to designate the sender or receiver ID element being qualified Always 'ZZ' ZZ Mutually Defined	M ID 2/2

M	ISA08	I07	Interchange Receiver ID	M AN 15/15
			Identification code published by the receiver of the data; When sending, it is used by the sender as their sending ID, thus other parties sending to them will use this as a receiving ID to route data to them Receiver Identifier. Up to 4 alpha/numeric characters. Value will contain the Standard Carrier Alpha Code (SCAC) or the identity of the Service Center if applicable. May be identical to that of GS03.	
M	ISA09	I08	Interchange Date	M DT 6/6
			Date of the interchange Date as YYMMDD where: YY - Year MM - Month of Year DD - Day of Month	
M	ISA10	I09	Interchange Time	M TM 4/4
			Time of the interchange Time as HHMM where: HH - Hour MM - Minute	
M	ISA11	I10	Interchange Control Standards Identifier	M ID 1/1
			Code to identify the agency responsible for the control standard used by the message that is enclosed by the interchange header and trailer Always 'U' U U.S. EDI Community of ASC X12, TDCC, and UCS	
M	ISA12	I11	Interchange Control Version Number	M ID 5/5
			This version number covers the interchange control segments Always '00401' 00401 Draft Standards for Trial Use Approved for Publication by ASC X12 Procedures Review Board through October 1997	
M	ISA13	I12	Interchange Control Number	M N0 9/9
			A control number assigned by the interchange sender	
M	ISA14	I13	Acknowledgment Requested	M ID 1/1
			Code sent by the sender to request an interchange acknowledgment (TA1) Always '0' 0 No Acknowledgment Requested	
M	ISA15	I14	Usage Indicator	M ID 1/1
			Code to indicate whether data enclosed by this interchange envelope is test, production or information Always 'P' P Production Data T Test Data	
M	ISA16	I15	Component Element Separator	M AN 1/1
			Type is not applicable; the component element separator is a delimiter and not a data element; this field provides the delimiter used to separate component data elements within a composite data structure; this value must be different than the data element separator and the segment terminator Always ':' (colon)	

Segment: **GS Functional Group Header**
Position: 023
Loop:
Level:
Usage: Mandatory
Max Use: 1
Purpose: To indicate the beginning of a functional group and to provide control information
Syntax Notes:
Semantic Notes:

- 1 GS04 is the group date.
- 2 GS05 is the group time.
- 3 The data interchange control number GS06 in this header must be identical to the same data element in the associated functional group trailer, GE02.

Data Element Summary

Ref.	Data Element	Name	Attributes
M	GS01	479 Functional Identifier Code Code identifying a group of application related transaction sets Always 'SO'	M ID 2/2
		SO Ocean Shipment Information	
M	GS02	142 Application Sender's Code Code identifying party sending transmission; codes agreed to by trading partners 'CUSTOMSTST' - Testing 'CUSTOMS' - Production	M AN 2/15
M	GS03	124 Application Receiver's Code Code identifying party receiving transmission; codes agreed to by trading partners Receiver Identifier. Up to 4 alpha/numeric characters. Value will contain the Standard Carrier Alpha Code (SCAC) or the identity of the Service Center if applicable. May be identical to that of ISA08.	M AN 2/15
M	GS04	373 Date Date expressed as CCYYMMDD Date as CCYYMMDD where: CC - Century YY - Year MM - Month of Year DD - Day of Month	M DT 8/8
M	GS05	337 Time Time expressed in 24-hour clock time as follows: HHMM, or HHMMSS, or HHMMSSD, or HHMMSSDD, where H = hours (00-23), M = minutes (00-59), S = integer seconds (00-59) and DD = decimal seconds; decimal seconds are expressed as follows: D = tenths (0-9) and DD = hundredths (00-99) Eastern Standard/Daylight Time used. Time as HHMM where: HH - Hour MM - Minute	M TM 4/8
M	GS06	28 Group Control Number Assigned number originated and maintained by the sender	M N0 1/9
M	GS07	455 Responsible Agency Code Code used in conjunction with Data Element 480 to identify the issuer of the standard Always 'X' X Accredited Standards Committee X12	M ID 1/2

M

GS08

480

Version / Release / Industry Identifier Code

M AN 1/12

Code indicating the version, release, subrelease, and industry identifier of the EDI standard being used, including the GS and GE segments; if code in DE455 in GS segment is X, then in DE 480 positions 1-3 are the version number; positions 4-6 are the release and subrelease, level of the version; and positions 7-12 are the industry or trade association identifiers (optionally assigned by user); if code in DE455 in GS segment is T, then other formats are allowed

Always '004010'

004010

Draft Standards Approved for Publication by ASC X12
Procedures Review Board through October 1997

DRAFT

Segment: **ST** Transaction Set Header
Position: 030
Loop:
Level:
Usage: Mandatory
Max Use: 1
Purpose: To indicate the start of a transaction set and to assign a control number
Syntax Notes:
Semantic Notes: 1 The transaction set identifier (ST01) is used by the translation routines of the interchange partners to select the appropriate transaction set definition (e.g., 810 selects the Invoice Transaction Set).

Data Element Summary

	<u>Ref. Des.</u>	<u>Data Element</u>	<u>Name</u>	<u>Attributes</u>
M	ST01	143	Transaction Set Identifier Code Code uniquely identifying a Transaction Set Always '309'	M ID 3/3
			309 U.S. Customs Manifest	
M	ST02	329	Transaction Set Control Number Identifying control number that must be unique within the transaction set functional group assigned by the originator for a transaction set	M AN 4/9

Segment: **M10** Manifest Identifying Information

Position: 040

Loop:

Level:

Usage: Mandatory

Max Use: 1

Purpose: To transmit manifest identifying information

Syntax Notes: 1 If either M1004 or M1010 is present, then the other is required.

2 At least one of M1005 or M1004 is required.

Semantic Notes: 1 M1004 is International Maritime Organization (IMO) Code issued by Lloyds.

2 M1007 is used for the six-digit Numeric Manifest Sequence Number.

3 M1011 indicates if the transmission involves an in-bond participant. A "Y" indicates it does; an "N" indicates it does not.

4 M1012 is a unique identification number for the manifest assigned by the originator of the manifest with a maximum length of 15.

Notes:

Data Element Summary

Ref.	Data Element	Name	Attributes
M	M1001	140 Standard Carrier Alpha Code Standard Carrier Alpha Code SCAC of Carrier initiating the inbound manifest.	M ID 2/4
M	M1002	91 Transportation Method/Type Code Code specifying the method or type of transportation for the shipment Always 'O'	M ID 1/2
M	M1003	26 Country Code Code identifying the country ISO 2 alpha Country Code. Refer to ACE CATAIR Appendix B - Valid Codes' Country and Currency Codes section for valid codes.	M ID 2/3
	M1004	597 Vessel Code Code identifying vessel International Maritime Organization (IMO) Code issued by Lloyds.	X ID 1/8
	M1005	182 Vessel Name Name of vessel Vessel Name.	X AN 2/28
M	M1006	55 Flight/Voyage Number Identifying designator for the particular flight or voyage on which the cargo travels Voyage Number.	M AN 2/10
	M1007	127 Reference Identification Reference information as defined for a particular Transaction Set or as specified by the Reference Identification Qualifier Unique carrier number will be returned if provided on the inbound message. If not provided, response will return '000001' in this element.	O AN 1/30
Not Used	M1008	380 Quantity	O R 1/15
M	M1009	256 Manifest Type Code Code identifying the type of manifest transmitted Always 'N' N CBP Manifest Download	M ID 1/1
	M1010	897 Vessel Code Qualifier Code specifying vessel code source L IMO Code issued by Lloyds.	X ID 1/1

Not Used M1011 1073 Yes/No Condition or Response Code
Not Used M1012 127 Reference Identification

O ID 1/1
O AN 1/30

DRAFT

Segment: N9 Reference Identification
Position: 045
Loop:
Level:
Usage: Optional
Max Use: 1
Purpose: To transmit identifying information as specified by the Reference Identification Qualifier
Syntax Notes:

- 1 At least one of N902 or N903 is required.
- 2 If N906 is present, then N905 is required.
- 3 If either C04003 or C04004 is present, then the other is required.
- 4 If either C04005 or C04006 is present, then the other is required.

Semantic Notes:

- 1 N906 reflects the time zone which the time reflects.
- 2 N907 contains data relating to the value cited in N902.

Notes: Unique Voyage Identifier submitted from MVOCC vessel operators only. This record will be provided from original manifest submissions but will NOT be provided for manifest amendments.

Data Element Summary

	<u>Ref.</u>	<u>Data</u>	<u>Name</u>	<u>Attributes</u>
	<u>Des.</u>	<u>Element</u>		
M	N901	128	Reference Identification Qualifier Code qualifying the Reference Identification Unique Voyage Identifier V3 Unique Voyage Identifier	M ID 2/3
	N902	127	Reference Identification Reference information as defined for a particular Transaction Set or as specified by the Reference Identification Qualifier Ocean manifest returns minimum 5 and up to 30 alpha/numeric characters in this field.	X AN 1/30
Not Used	N903	369	Free-form Description	X AN 1/45
Not Used	N904	373	Date	O DT 8/8
Not Used	N905	337	Time	X TM 4/8
Not Used	N906	623	Time Code	O ID 2/2
Not Used	N907	C040	Reference Identifier To identify one or more reference numbers or identification numbers as specified by the Reference Qualifier	O
Not Used	C04001	128	Reference Identification Qualifier Code qualifying the Reference Identification	M ID 2/3
Not Used	C04002	127	Reference Identification Reference information as defined for a particular Transaction Set or as specified by the Reference Identification Qualifier	M AN 1/30
Not Used	C04003	128	Reference Identification Qualifier Code qualifying the Reference Identification	X ID 2/3
Not Used	C04004	127	Reference Identification Reference information as defined for a particular Transaction Set or as specified by the Reference Identification Qualifier	X AN 1/30
Not Used	C04005	128	Reference Identification Qualifier Code qualifying the Reference Identification	X ID 2/3
Not Used	C04006	127	Reference Identification Reference information as defined for a particular Transaction Set or as specified by the Reference Identification Qualifier	X AN 1/30

Segment: **P4 U.S. Port Information**
Position: 050
Loop: P4 Mandatory
Level:
Usage: Mandatory
Max Use: 1
Purpose: To transmit identifying information for a U.S. port
Syntax Notes:
Semantic Notes:

- 1 P401 is used for customs district and port code (census schedule D).
- 2 P402 is the estimated date of arrival.
- 3 P403 is used for number of bills of lading.
- 4 P404 is the Facilities Information and Resources Management System (FIRMS) Code.
- 5 P405 is the estimated time of arrival for P402.

Data Element Summary

	<u>Ref. Des.</u>	<u>Data Element</u>	<u>Name</u>	<u>Attributes</u>
M	P401	310	Location Identifier Code which identifies a specific location Port of Arrival of the vessel in the U.S. Refer to Census Schedule D in CAMIR Appendix E to explain valid codes	M AN 1/30
M	P402	373	Date Date expressed as CCYYMMDD Estimated Date of Arrival. Date as CCYYMMDD where: CC - Century YY - Year MM - Month of Year DD - Day of Month	M DT 8/8
Not Used	P403	380	Quantity	O R 1/15
Not Used	P404	310	Location Identifier	O AN 1/30
Not Used	P405	337	Time	O TM 4/8

Segment: **LX** Assigned Number
Position: 060
Loop: LX Mandatory
Level:
Usage: Mandatory
Max Use: 1
Purpose: To reference a line number in a transaction set
Syntax Notes:
Semantic Notes:

Data Element Summary

<u>Ref. Des.</u>	<u>Data Element</u>	<u>Name</u>	<u>Attributes</u>
M	LX01	554	Assigned Number Number assigned for differentiation within a transaction set One LX segment per bill in the 309 transaction set.
			M N0 1/6

DRAFT

Segment: **M13** Manifest Amendment Details
Position: 070
Loop: LX Mandatory
Level:
Usage: Optional
Max Use: 1
Purpose: To correct a manifest record prior to conveyance arrival or to amend a manifest record after conveyance arrival

- Syntax Notes:** 1 If either M1308 or M1310 is present, then the other is required.
Semantic Notes: 1 M1301 is the conveyance operator's Standard Carrier Alpha Code (SCAC).
 2 M1302 is used for discharge port (four-digit numeric census schedule D).
 3 M1305 is new manifest quantity and is used if M1303 equals "R".
 4 M1308 is used to report individual portions of a consolidated shipment.
 5 M1309 is the bill of lading issuer code.
 6 M1310 is the issuer code for the consolidated shipment.

Notes:

Data Element Summary

Ref.	Data Element	Name	Attributes
M	M1301	140 Standard Carrier Alpha Code	M ID 2/4
		Standard Carrier Alpha Code SCAC identifying Carrier Code.	
M	M1302	310 Location Identifier	M AN 1/30
		Code which identifies a specific location	
		The Port of Arrival of the vessel in the U.S. Same value as identified in P401. Refer to Schedule D in CAMIR Appendix E for valid codes.	
	M1303	580 Amendment Type Code	O ID 1/1
		Code identifying type of manifest amendment	
		A	Add a Bill of Lading
		D	Delete a Bill of Lading
		R	Replace a New Manifest Quantity, Either an Increase or Decrease in the Original Quantity
M	M1304	598 Bill of Lading/Waybill Number	M AN 1/12
		Identification number assigned to the shipment by the carrier or consolidator	
		M1309 + M1304 comprise the unique bill of lading.	
	M1305	380 Quantity	O R 1/15
		Numeric value of quantity	
		New Quantity if amendment code in M1303 is "R".	
	M1306	393 Amendment Code	O ID 2/2
		Code giving the reasons for the amendment of the manifest record	
		01	Not laden aboard per evidence from foreign shipper, or amended bill of lading
		02	Error in manifesting, not laden on this carrier. Laden on subsequent carrier for transportation to United States, per evidence in files
		03	Clerical error in manifesting per bill of lading in files
		04	Pilfered or prematurely landed prior to arrival in United States per signed statement of master or his agent or vessel log extract in our file
		05	Erroneously duplicated by another bill of lading on the same manifest

- 06 Prematurely landed or overcarried to another United States port where proper disposition was made per evidence in our files
- 07 Inadvertently retained on board and taken foreign per master's or his agent's statement, amended bill of lading, landing certificate, in our files
- 08 Container stripped under Customs supervision; Foreign seals affixed abroad were intact, as per evidence in our files
- 09 Merchandise apparently pilfered on dock while in custody of carrier
- 10 Inadvertently delivered without customs release; Goods will be redelivered intact or duty and taxes will be paid by carrier
- 11 Overage - Omitted from manifest through clerical error
- 12 Overage - Manifested for discharge at another port and inadvertently discharged at this port
- 13 Proper entry filed or place in general order per entry or general order number
- 14 Merchandise inadvertently delivered to consignee without customs release; Merchandise will be redelivered intact or liquidated damages paid
- 15 Merchandise cannot be located and has apparently been lost; Liquidated damages will be paid
- 16 Error in quantity manifested at port of origin; Customs form 5931 will be filed at origin to correct in-bond entry; A copy will be delivered to this port within 90 days or duty and taxes will be paid
- 17 Merchandise removed from original container and re-stuffed prior to moving in-bond

Not Used	M1307	306	Action Code	O	ID 1/2
Not Used	M1308	598	Bill of Lading/Waybill Number	O	AN 1/12
M	M1309	140	Standard Carrier Alpha Code	M	ID 2/4
			Standard Carrier Alpha Code		
			SCAC of Bill Issuer. M1309 + M1304 comprise the unique bill of lading number.		
Not Used	M1310	140	Standard Carrier Alpha Code	O	ID 2/4

Segment: **M11 Manifest Bill of Lading Details**

Position: 080

Loop: LX Mandatory

Level:

Usage: Optional

Max Use: 1

Purpose: To transmit bill of lading detail information for a manifest

Syntax Notes: 1 If either M1107 or M1108 is present, then the other is required.

2 If either M1111 or M1113 is present, then the other is required.

3 If M1115 is present, then M1114 is required.

4 If M1118 is present, then M1115 is required.

5 If M1119 is present, then M1118 is required.

Semantic Notes:

1 M1101 is the unique bill of lading number.

2 M1102 is used for port of lading (five-digit numeric census schedule K).

3 M1103 is used for total number of pieces on a bill of lading using the smallest package unit (maximum eight-digits).

4 M1104 is the smallest package unit code.

5 M1111 is the house bill number for consolidation.

6 M1112 is the unique bill of lading issuer code.

7 M1113 is the issuer code of the consolidated shipment.

8 M1114 is the code of the secondary party nominated to receive bill of lading status notifications.

9 M1115 is the code of the second secondary party nominated to receive bill of lading status notifications.

10 M1118 is the Standard Carrier Alpha Code (SCAC) of an additional second notify carrier.

11 M1119 is the Standard Carrier Alpha Code (SCAC) of an additional second notify carrier.

Notes:

Data Element Summary

Ref.	Data	Element	Name	Attributes
M	M1101	598	Bill of Lading/Waybill Number Identification number assigned to the shipment by the carrier or consolidator M1101 + M1112 comprise the unique bill of lading identifier.	M AN 1/12
M	M1102	310	Location Identifier Code which identifies a specific location Foreign Port of Lading. Refer to Census Schedule K in CAMIR Appendix F to explain valid codes.	M AN 1/30
M	M1103	380	Quantity Numeric value of quantity The total number of N1001 piece counts for the bill of lading will equal the amount in this manifest quantity data element (M1103).	M R 1/15
M	M1104	599	Manifest Unit Code Code defining the smallest package unit for the bill of lading Refer to CAMIR Appendix N to explain valid codes.	M ID 1/3
M	M1105	81	Weight Numeric value of weight Total weight of the merchandise in the bill of lading in whole numbers.	M R 1/10
M	M1106	188	Weight Unit Code Code specifying the weight unit E Metric Ton K Kilograms L Pounds M Measurement Ton	M ID 1/1

S Short Ton
T Long Ton

M1107 183 Volume X R 1/8
Value of volumetric measure

M1108 184 Volume Unit Qualifier X ID 1/1
Code identifying the volume unit

M1109 582 Bill of Lading Type Code O ID 2/2
Code identifying the type of bill of lading

- 00 [Simple/Regular Bill](#)
- 10 ~~Master Simple/Regular~~ In-Bond
- 12 Empty Equipment
- ~~13 Section 321 Release off the Manifest (No Participating Government Agency (PGA) considerations) - Simple/Regular Bill - New for Ocean House Bill Release~~
- ~~14 Section 321 Release off the Manifest (No PGA considerations) - Simple/Regular In-bond – New for Ocean House Bill Release~~
- 20 Simple/Regular Bill Foreign Cargo Remaining on Board (FROB)
- ~~21 Section 321 Release off the Manifest (No PGA considerations) - House Bill – New for Ocean House Bill Release~~
- ~~22 Section 321 Release off the Manifest (No PGA considerations) - House In-bond – New for Ocean House Bill Release~~
- 28 [Master Bill \(MVOCC\)](#)
- 29 Master [\(MVOCC\)](#) In-bond
- 30 [House Bill \(NVOCC\)](#)
- 31 [Master FROB \(MVOCC\)](#)
- 32 [House FROB \(NVOCC\)](#)
- ~~45 House In-Bond – New for Ocean House Bill Release~~

Importer Security Filing (ISF) bill types are converted to their non-ISF bill type equivalents:

<u>ISF Bill Type Description</u>	<u>X.12 ISF</u>	<u>X.12 non-ISF</u>	<u>CAMIR ISF</u>	<u>CAMIR non-ISF</u>
Simple/Regular FROB with Security Filing	35	20	Q	B
House FROB with Security Filing	36	32	R	P
House Bill with Security Filing	37	30	S	N
Simple/Regular In-Bond TE/IE with Security Filing	38	10	T	SPACE
House Bill with Security Filing and House In-bond TE/IE	46	45	V	N

M1110 600 Place of Receipt by Pre-carrier O AN 1/17
The city or country in which the pre-carrier took possession of the cargo
Name of the city of the bill of lading origin.

Not Used M1111 598 Bill of Lading/Waybill Number X AN 1/12

M M1112 140 Standard Carrier Alpha Code M ID 2/4
Carrier issuing the inbound message.

Not Used M1113 140 Standard Carrier Alpha Code X ID 2/4

M1114 140 Standard Carrier Alpha Code X ID 2/4
Designation of a Secondary Notify Party nominated to receive BOL status notifications. (This will be either a SCAC or FIRMS code.)

M1115 140 Standard Carrier Alpha Code X ID 2/4
Designation of a Secondary Notify Party. (This can be either a SCAC or FIRMS code.)

Not Used M1116 1302 Shipper's Export Declaration Requirements O AN 1/2

Not Used M1117 1578 Export Exception Code O ID 2/2

Not Used	M1118	140	Standard Carrier Alpha Code	X	ID 2/4
Not Used	M1119	140	Standard Carrier Alpha Code	O	ID 2/4
	M1120	310	Location Identifier Code which identifies a specific location Last foreign port before the vessel departs for the U.S. Refer to Schedule K (CAMIR Appendix F) for the valid codes.	O	AN 1/30
	M1121	310	Location Identifier Code which identifies a specific location First foreign port of loading. Refer to Schedule K (CAMIR Appendix F) for the valid codes.	O	AN 1/30
	M1122	91	Transportation Method/Type Code Code specifying the method or type of transportation for the shipment Method of transportation used to carry the manifested cargo to the port of lading. A Air B Barge J Motor O Containerized Ocean PL Pipeline R Rail S Ocean X Intermodal (Piggyback)	O	ID 1/2
	M1123	591	Payment Method Code Code identifying the method for the movement of payment instructions Payment for transportation services to the U.S. Refer to CAMIR chapter INP record B02 field Note 3 for valid codes.	O	ID 3/3

Segment: N9 Reference Identification
Position: 090
Loop: LX Mandatory
Level:
Usage: Optional
Max Use: 999
Purpose: To transmit identifying information as specified by the Reference Identification Qualifier
Syntax Notes:

- 1 At least one of N902 or N903 is required.
- 2 If N906 is present, then N905 is required.
- 3 If either C04003 or C04004 is present, then the other is required.
- 4 If either C04005 or C04006 is present, then the other is required.

Semantic Notes:

- 1 N906 reflects the time zone which the time reflects.
- 2 N907 contains data relating to the value cited in N902.

Notes:

Data Element Summary

	<u>Ref. Des.</u>	<u>Data Element</u>	<u>Name</u>	<u>Attributes</u>
M	N901	128	Reference Identification Qualifier Code qualifying the Reference Identification	M ID 2/3
	N902	127	Reference Identification Reference information as defined for a particular Transaction Set or as specified by the Reference Identification Qualifier	X AN 1/30
Not Used	N903	369	Free-form Description	X AN 1/45
Not Used	N904	373	Date	O DT 8/8
Not Used	N905	337	Time	X TM 4/8
Not Used	N906	623	Time Code	O ID 2/2
Not Used	N907	C040	Reference Identifier To identify one or more reference numbers or identification numbers as specified by the Reference Qualifier	O
Not Used	C04001	128	Reference Identification Qualifier Code qualifying the Reference Identification	M ID 2/3
Not Used	C04002	127	Reference Identification Reference information as defined for a particular Transaction Set or as specified by the Reference Identification Qualifier	M AN 1/30
Not Used	C04003	128	Reference Identification Qualifier Code qualifying the Reference Identification	X ID 2/3
Not Used	C04004	127	Reference Identification Reference information as defined for a particular Transaction Set or as specified by the Reference Identification Qualifier	X AN 1/30
Not Used	C04005	128	Reference Identification Qualifier Code qualifying the Reference Identification	X ID 2/3
Not Used	C04006	127	Reference Identification Reference information as defined for a particular Transaction Set or as specified by the Reference Identification Qualifier	X AN 1/30

Segment: **N1** Name
Position: 100
Loop: N1 Optional
Level:
Usage: Optional
Max Use: 1
Purpose: To identify a party by type of organization, name, and code
Syntax Notes:
 1 At least one of N102 or N103 is required.
 2 If either N103 or N104 is present, then the other is required.
Semantic Notes:
Notes:

Data Element Summary

Ref.	Data Element	Name	Attributes
M	N101	98 Entity Identifier Code Code identifying an organizational entity, a physical location, property or an individual CB Customs Broker CN Consignee N1 Notify Party no. 1 N2 Notify Party no. 2 SH Shipper SNP Secondary Notify Party	M ID 2/3
	N102	93 Name Free-form name	X AN 1/60
	N103	66 Identification Code Qualifier Code designating the system/method of code structure used for Identification Code (67) Will be '2' or '17' if N101 is Secondary Notify Party (SNP) Will be '17' if N101 is Customs Broker (CB) 2 Standard Carrier Alpha Code (SCAC) or FIRMS code 17 Automated Broker Interface (ABI) Routing Code	X ID 1/2
	N104	67 Identification Code Code identifying a party or other code - Will be SCAC, FIRMS, or Broker Routing code if N101 is Secondary Notify Party (SNP). - Will be Broker Routing Code if N101 is Customs Broker (CB).	X AN 2/80
Not Used	N105	706 Entity Relationship Code	O ID 2/2
Not Used	N106	98 Entity Identifier Code	O ID 2/3

Segment: N3 Address Information
Position: 110
Loop: N1 Optional
Level:
Usage: Optional
Max Use: 2
Purpose: To specify the location of the named party
Syntax Notes:
Semantic Notes:
Notes:

Data Element Summary

<u>Ref. Des.</u>	<u>Data Element</u>	<u>Name</u>	<u>Attributes</u>
M	N301	166 Address Information Address/contact data.	M AN 1/55
	N302	166 Address Information Additional address/contact data.	O AN 1/55

DRAFT

Segment: N4 Geographic Location
Position: 120
Loop: N1 Optional
Level:
Usage: Optional
Max Use: 1
Purpose: To specify the geographic place of the named party
Syntax Notes: 1 If N406 is present, then N405 is required.
Semantic Notes:
Notes:

Data Element Summary

<u>Ref. Des.</u>	<u>Data Element</u>	<u>Name</u>	<u>Attributes</u>
N401	19	City Name Free-form text for city name	O AN 2/30
N402	156	State or Province Code Code (Standard State/Province) as defined by appropriate government agency	O ID 2/2
N403	116	Postal Code Code defining international postal zone code excluding punctuation and blanks (zip code for United States)	O ID 3/15
N404	26	Country Code Code identifying the country Refer to ACE CATAIR Appendix B - Valid Codes' Country and Currency Codes section for valid codes.	O ID 2/3
Not Used	N405	309 Location Qualifier Code identifying type of location	X ID 1/2
Not Used	N406	310 Location Identifier Code which identifies a specific location	O AN 1/30

Segment: **M12** In-bond Identifying Information
Position: 150
Loop: M12 Optional
Level:
Usage: Optional
Max Use: 1
Purpose: To transmit in-bond information
Syntax Notes:

- 1 Only one of M1202 or M1206 may be present.
- 2 If M1206 is present, then M1208 is required.
- 3 If either M1208 or M1209 is present, then the other is required.
- 4 If either M1210 or M1211 is present, then the other is required.

Semantic Notes:

- 1 M1203 is a four-digit numeric census schedule D when identifying a U.S. port, and a three-digit numeric memorandum D when identifying a Canadian port. It is the port of destination if M1201 is "61". It is the port of export if M1201 is "62" or "63".
- 2 M1204 is five-digit numeric census schedule K. It is the foreign port of destination if M1201 is "62" or "63".
- 3 M1207 identifies the carrier to whom liability is transferred.
- 4 M1212 is the Food and Drug Administration prior notification requirement indicator. A "Y" indicates that the shipper has advised the commodity is subject to the prior notification requirement. An "N" indicates the commodity is not subject to the prior notification requirement. If blank the default value is "N".

Notes:

Data Element Summary

Ref.	Data Element	Name	Attributes
M	M1201	581 Customs Entry Type Code Code defining the type of entry assigned by U.S. Customs 61 Immediate Transportation [IT] 62 Transportation and Exportation [T&E] 63 Immediate Exportation [IE]	M ID 1/2
	M1202	601 Customs Entry Number Automated Commercial Environment Code Furnished by U.S. Customs	X AN 1/15
	M1203	310 Location Identifier Code which identifies a specific location Census Schedule D U.S. Port of In-bond Destination. Refer to CAMIR Appendix E to explain valid codes.	O AN 1/30
	M1204	310 Location Identifier Code which identifies a specific location Provided when M1201 is T&E '62' or IE '63'. Foreign Port of Destination - See Census Schedule K in CAMIR Appendix F to explain valid codes.	O AN 1/30
	M1205	602 Customs Shipment Value Customs value in whole dollars Provided when M1201 is T&E '62' or IE '63'.	O AN 2/8
	M1206	603 In-bond Control Number Currently assigned control number for in-bond movement	X AN 1/25
	M1207	140 Standard Carrier Alpha Code Standard Carrier Alpha Code In-bond Carrier SCAC.	O ID 2/4
	M1208	128 Reference Identification Qualifier Code qualifying the Reference Identification Bonded Carrier ID Qualifier.	X ID 2/3

M1209 127 Reference Identification X AN 1/30
 Reference information as defined for a particular Transaction Set or as specified by the Reference Identification Qualifier

Bonded Carrier ID Number.
 Provided for conventional (M1206) and Paperless (M1202) in-bonds.
 NN-NNNNNNNXX Internal Revenue Service (IRS) Number
 NNN-NN-NNNN Social Security Number
 YYDDPP-NNNNN CBP Assigned Number

M1210 91 Transportation Method/Type Code X ID 1/2
 Code specifying the method or type of transportation for the shipment

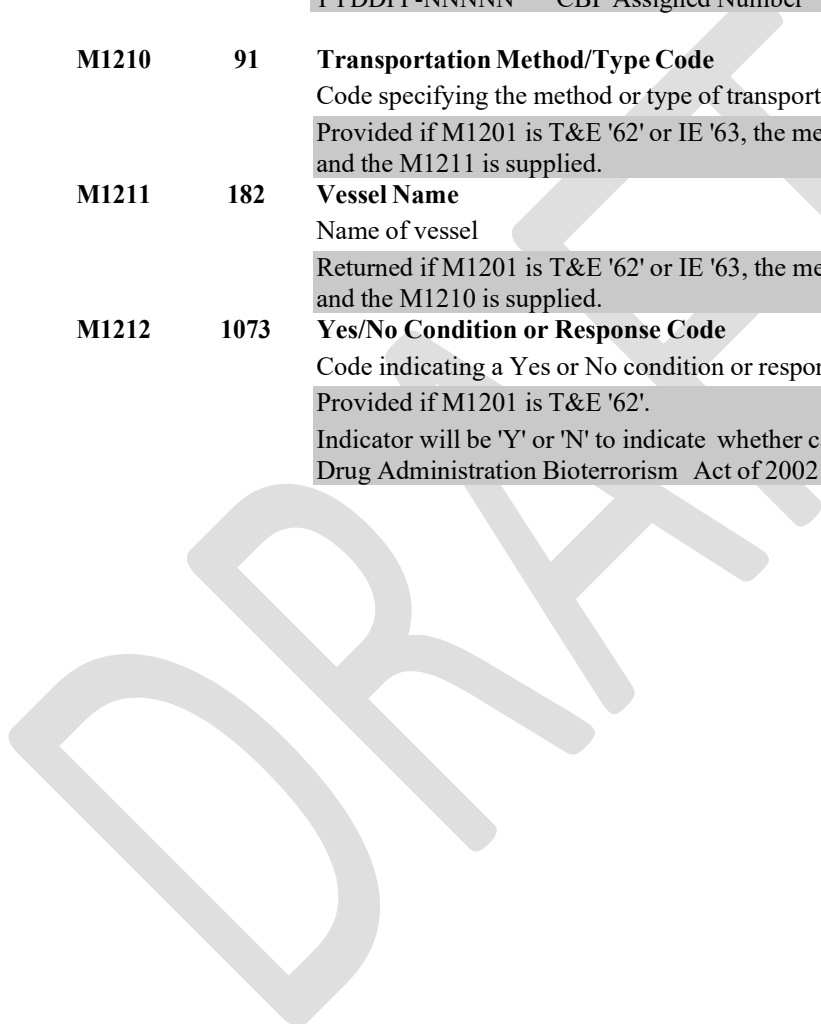
Provided if M1201 is T&E '62' or IE '63, the method of export is waterborne, and the M1211 is supplied.

M1211 182 Vessel Name X AN 2/28
 Name of vessel

Returned if M1201 is T&E '62' or IE '63, the method of export is waterborne, and the M1210 is supplied.

M1212 1073 Yes/No Condition or Response Code O ID 1/1
 Code indicating a Yes or No condition or response

Provided if M1201 is T&E '62'.
 Indicator will be 'Y' or 'N' to indicate whether cargo is subject to U.S. Food and Drug Administration Bioterrorism Act of 2002 reporting requirements.



Segment: **VID** Conveyance Identification
Position: 170
Loop: VID Optional
Level:
Usage: Optional
Max Use: 1
Purpose: To identify a conveyance and its attributes
Syntax Notes:
Semantic Notes:

- 1 VID12 is the Census Schedule K code for the foreign port of loading on a vessel.
- 2 VID13 is the Standard Carrier Alpha Code (SCAC) of the Haulage Rights Carrier.

Notes:

Data Element Summary

Ref.	Data Element	Name	Attributes
M	VID01	40 Equipment Description Code Code identifying type of equipment used for shipment Equipment Description Code.	M ID 2/2
	VID02	206 Equipment Initial Prefix or alphabetic part of an equipment unit's identifying number	O AN 1/4
M	VID03	207 Equipment Number Sequencing or serial part of an equipment unit's identifying number (pure numeric form for equipment number is preferred) 'NC' indicates non-containerized cargo.	M AN 1/10
	VID04	225 Seal Number Unique number on seal used to close a shipment A valid exporter/carrier seal number associated with this shipment.	O AN 2/15
	VID05	225 Seal Number Unique number on seal used to close a shipment A valid exporter/carrier seal number associated with this shipment.	O AN 2/15
	VID06	567 Equipment Length Length (in feet and inches) of equipment ordered or used to transport shipment (The format is FFFII where FFF is feet and II is inches; the range for II is 00 through 11) Will not be provided if VID09 is provided.	O N0 4/5
	VID07	65 Height Vertical dimension of an object measured when the object is in the upright position The format is FFFFFFFII where FFFFFFF is feet and II is inches; the range for II is 00 through 11. Will not be provided if VID09 is provided.	O R 1/8
	VID08	189 Width Shorter measurement of the two horizontal dimensions measured with the object in the upright position The format is FFFFFFFII where FFFFFFF is feet and II is inches; the range for II is 00 through 11. Will not be provided if VID09 is provided.	O R 1/8
	VID09	24 Equipment Type Code identifying equipment type Refer to CAMIR Appendix M to explain valid codes.	O ID 4/4
	VID10	322 Load/Empty Status Code Code which specifies the loaded condition of transportation equipment	O ID 1/1

E Empty
L Loaded

VID11 56 Type of Service Code O ID 2/2
Code specifying extent of transportation service requested

BB Breakbulk
CS Container Station
CY Container Yard
HH House-to-house
HL Headload or Devanning
HP House-to-pier
MD Mixed Delivery
NC Non-containerized cargo
PH Pier-to-house
PP Pier-to-pier
RR Roll-on Roll-off

Not Used **VID12 310 Location Identifier O AN 1/30**
Not Used **VID13 140 Standard Carrier Alpha Code O ID 2/4**

DRAFT

Segment: **VC** Motor Vehicle Control
Position: 180
Loop: VID Optional
Level:
Usage: Optional
Max Use: 9999
Purpose: To define motor vehicle identification and logistics
Syntax Notes:
Semantic Notes: 1 VC05 is the automotive manufacturer route code.
Notes:

Data Element Summary

<u>Ref.</u>	<u>Data</u>	<u>Element</u>	<u>Name</u>	<u>Attributes</u>
M	VC01	539	Vehicle Identification Number Unique identification number stamped on the vehicle by the manufacturer Auto Vehicle Identification Number (VIN)	M AN 1/25
Not Used	VC02	836	Vehicle Deck Position Code	O ID 2/2
Not Used	VC03	837	Vehicle Type Code	O ID 1/1
Not Used	VC04	838	Dealer Code	O AN 2/9
Not Used	VC05	1	Route Code	O AN 1/13
Not Used	VC06	839	Bay Location	O AN 1/6
Not Used	VC07	833	Automotive Manufacturers Code	O ID 2/2
Not Used	VC08	308	Damage Exception Indicator	O ID 1/1
Not Used	VC09	835	Supplemental Inspection Code	O ID 1/1
Not Used	VC10	583	Factory Car Order Number	O AN 6/10
Not Used	VC11	877	Vessel Stowage Location	O AN 1/12

Segment: **N10** Quantity and Description
Position: 190
Loop: N10 Optional
Level:
Usage: Optional
Max Use: 1
Purpose: To indicate line item quantity, description, marks and numbers, commodity code, weight, and customs value

Syntax Notes:
 1 If either N1004 or N1005 is present, then the other is required.
 2 If either N1006 or N1013 is present, then the other is required.
 3 If either N1007 or N1008 is present, then the other is required.

Semantic Notes:
 1 N1009 is the U.S. Customs bar code number for line release.
 2 N1011 is the country of the manufacturer of the goods.
 3 N1012 is the country of the final destination of the goods.
 4 N1013 is the currency of the value of N1006.

Notes:

Data Element Summary

Ref.	Data Element	Name	Attributes
N1001	380	Quantity Numeric value of quantity Full bill quantity or breakdown quantity.	O R 1/15
N1002	369	Free-form Description Free-form descriptive text If data is present in this element, then Marks and Numbers will be reported in element N1003.	O AN 1/45
N1003	87	Marks and Numbers Marks and numbers used to identify a shipment or parts of a shipment If data is present in this element, then a Description will be reported in element N1002.	O AN 1/48
N1004	23	Commodity Code Qualifier Code identifying the commodity coding system used for Commodity Code Returned if M1201 is T&E '62' or IE '63'.	X ID 1/1
N1005	22	Commodity Code Code describing a commodity or group of commodities Harmonized Tariff Schedule code. Returned if M1201 Entry Type 62 or 63.	X AN 1/30
N1006	602	Customs Shipment Value Customs value in whole dollars Returned if M1201 is T&E '62' or IE '63'. Value in whole U.S. dollars. <u>New for Ocean House Bill Release: Also returned if M1109 is of Section 321 Release bill types '13', '14', '21' or '22'.</u>	X AN 2/8
N1007	188	Weight Unit Code Code specifying the weight unit E Metric Ton K Kilograms L Pounds M Measurement Ton S Short Ton T Long Ton	X ID 1/1
N1008	81	Weight Numeric value of weight Returned if M1201 is T&E '62' or IE '63'.	X R 1/10
Not Used	N1009	127 Reference Identification	O AN 1/30

	N1010	599	Manifest Unit Code Code defining the smallest package unit for the bill of lading Refer to CAMIR Appendix N to explain valid codes.	O ID 1/3
	N1011	26	Country Code Code identifying the country ISO 2 alpha Country Code. <u>Refer to ACE CATAIR Appendix B - Valid Codes' Country and Currency Codes section for valid codes.</u>	O ID 2/3
Not Used	N1012	26	Country Code	O ID 2/3
Not Used	N1013	100	Currency Code	X ID 3/3

DRAFT

Segment: **H1 Hazardous Material**
Position: 200
Loop: H1 Optional
Level:
Usage: Optional
Max Use: 1
Purpose: To specify information relative to hazardous material
Syntax Notes: 1 If either H107 or H108 is present, then the other is required.
Semantic Notes:
Notes:

Data Element Summary

Ref.	Data Element	Name	Attributes
M	H101	Hazardous Material Code Code relating to hazardous material code qualifier for regulated hazardous materials UN/NA (United Nations/North American Hazardous Materials Code) List.	M AN 4/10
	H102	Hazardous Material Class Code Code specifying the kind of hazard for a material A code representing the identification number assigned to the hazardous material.	O AN 1/4
	H103	Hazardous Material Code Qualifier Code which qualifies the Hazardous Material Class Code (209) U United Nations	O ID 1/1
	H104	Hazardous Material Description Material name, special instructions, and phone number if any First 30 positions of the Proper Shipping Name, next 30 positions will be placed in H201	O AN 2/30
	H105	Hazardous Material Contact Phone number and name of person or department to contact in case of emergency Name and/or phone number for the HAZMAT contact will be provided.	O AN 1/24
	H106	Hazardous Materials Page The United Nations page number as required for the international transport of hazardous materials The page number in the IMDG code on which the hazardous material identification is found.	O AN 1/6
	H107	Flashpoint Temperature The flashpoint temperature for hazardous material A code representing the lowest temperature at which the vapor of a hazardous combustible material will ignite in the air.	X N 1/3
	H108	Unit or Basis for Measurement Code Code specifying the units in which a value is being expressed, or manner in which a measurement has been taken A code representing the basic unit of measurement (UOM) for the flashpoint temperature. CE Centigrade, Celsius	X ID 2/2
Not Used	H109	Packing Group Code	O ID 1/3

Segment: **H2** Additional Hazardous Material Description
Position: 210
Loop: H1 Optional
Level:
Usage: Optional
Max Use: 2
Purpose: To specify free-form hazardous material descriptive data in addition to the information provided in the H1 segment

Syntax Notes:
Semantic Notes:
Notes:

Data Element Summary

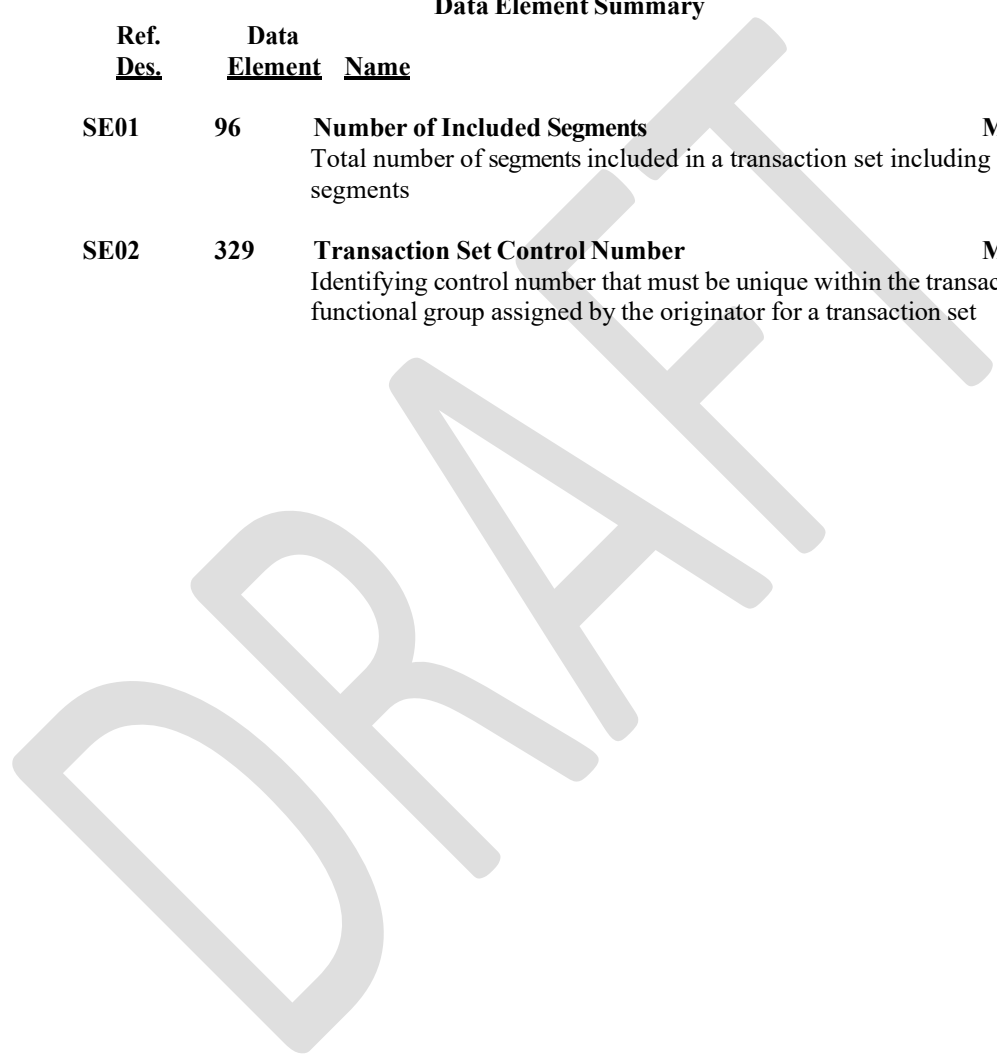
	<u>Ref.</u>	<u>Data</u>	<u>Name</u>	<u>Attributes</u>
	<u>Des.</u>	<u>Element</u>		
M	H201	64	Hazardous Material Description Material name, special instructions, and phone number if any Additional 30 characters of the Proper Shipping Name (H105).	M AN 2/30
Not Used	H202	274	Hazardous Material Classification	O AN 1/30

Segment: **SE** Transaction Set Trailer
Position: 200
Loop:
Level:
Usage: Mandatory
Max Use: 1
Purpose: To indicate the end of the transaction set and provide the count of the transmitted segments (including the beginning (ST) and ending (SE) segments)

Syntax Notes:
Semantic Notes:

Data Element Summary

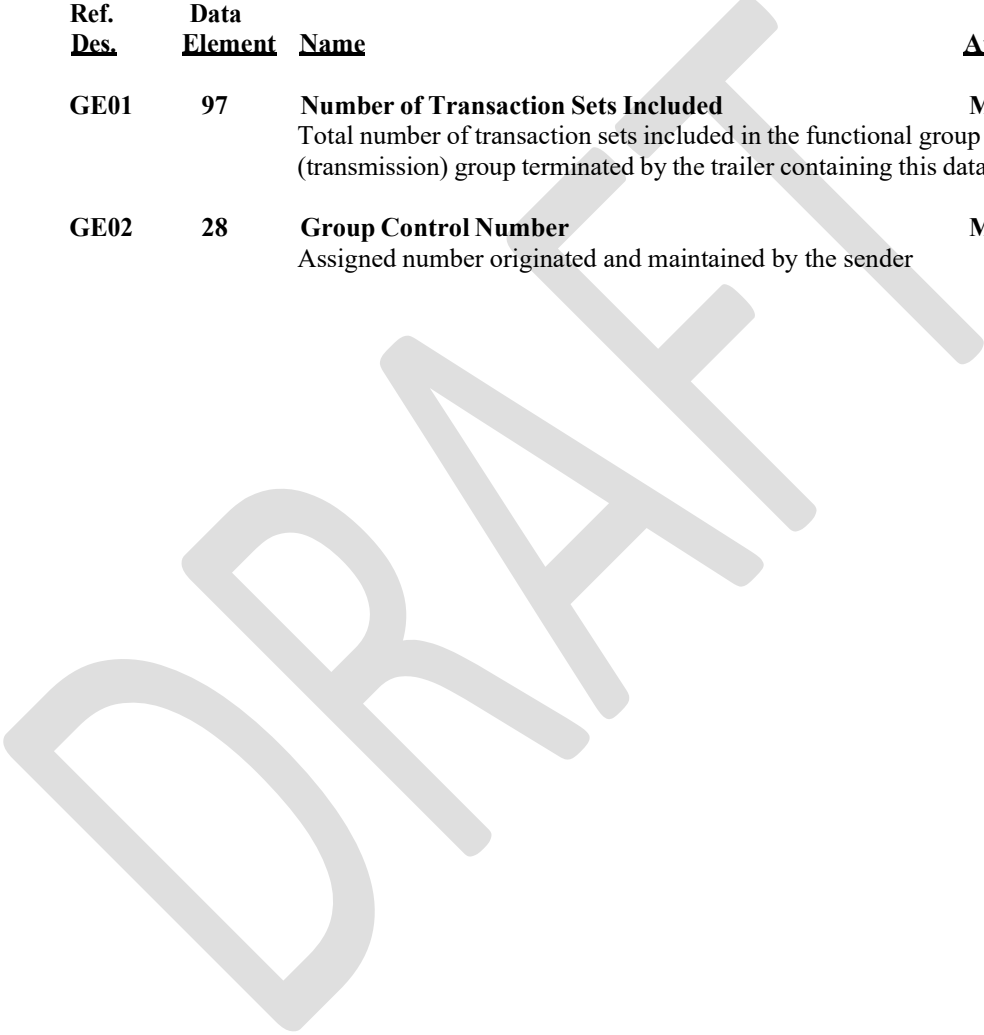
	<u>Ref. Des.</u>	<u>Data Element</u>	<u>Name</u>	<u>Attributes</u>
M	SE01	96	Number of Included Segments Total number of segments included in a transaction set including ST and SE segments	M N0 1/10
M	SE02	329	Transaction Set Control Number Identifying control number that must be unique within the transaction set functional group assigned by the originator for a transaction set	M AN0 4/9



Segment: **GE** Functional Group Trailer
Position: 220
Loop:
Level:
Usage: Mandatory
Max Use: 1
Purpose: To indicate the end of a functional group and to provide control information
Syntax Notes:
Semantic Notes: 1 The data interchange control number GE02 in this trailer must be identical to the same data element in the associated functional group header, GS06.

Data Element Summary

Ref. Des.	Data Element	Name	Attributes
M	GE01	97 Number of Transaction Sets Included Total number of transaction sets included in the functional group or interchange (transmission) group terminated by the trailer containing this data element	M N0 1/6
M	GE02	28 Group Control Number Assigned number originated and maintained by the sender	M N0 1/9



Segment: **IEA** Interchange Control Trailer
Position: 240
Loop:
Level:
Usage: Mandatory
Max Use: 1
Purpose: To define the end of an interchange of zero or more functional groups and interchange-related control segments

Syntax Notes:
Semantic Notes:

Data Element Summary

<u>Ref. Des.</u>	<u>Data Element</u>	<u>Name</u>	<u>Attributes</u>
M	IEA01	I16 Number of Included Functional Groups A count of the number of functional groups included in an interchange	M N0 1/5
M	IEA02	I12 Interchange Control Number A control number assigned by the interchange sender	M N0 9/9