

# Web Performance Metrics-CBP.gov

Aug 1, 2017 - Aug 31, 2017

All Users  
100.00% Sessions

## Total Visits

**3,185,180**

% of Total: 100.00% (3,185,180)



## Avg. Visit Duration

**00:02:31**

Avg for View: 00:02:31 (0.00%)



## Pageviews

**8,512,502**

% of Total: 100.00% (8,512,502)



## Unique Visitors

**2,308,494**

% of Total: 100.00% (2,308,494)



## Avg. Pages / Visit

**2.67**


Avg for View: 2.67 (0.00%)



## Avg. Time on Page

**00:01:30**

Avg for View: 00:01:30 (0.00%)



## Bounce Rate

**40.30%**

Avg for View: 40.30% (0.00%)



## Top Pages

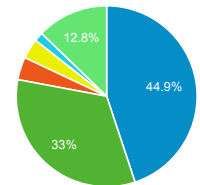
Page Title	Pageviews	Bounce Rate
Global Entry   U.S. Customs and Border Protection	709,960	26.58%
U.S. Customs and Border Protection   Securing America's Borders	498,881	39.35%
Arrival/Departure Forms: I-94 and I-94W   U.S. Customs and Border Protection	346,329	23.08%
How to Apply for Global Entry   U.S. Customs and Border Protection	344,059	23.04%
Locate a Port of Entry   U.S. Customs and Border Protection	238,895	26.56%
Global Entry Enrollment Centers   U.S. Customs and Border Protection	190,208	10.43%
Electronic System for Travel Authorization   U.S. Customs and Border Protection	183,261	23.49%
NEXUS   U.S. Customs and Border Protection	139,663	30.09%
Electronic Visa Update System (EVUS) Frequently Asked Questions   U.S. Customs and Border Protection	134,759	20.19%
Careers   U.S. Customs and Border Protection	131,121	21.69%

## Visits by Social Network

Social Network	Sessions
Facebook	15,718
Twitter	10,459
LinkedIn	995
Naver	990
reddit	682
TripAdvisor	614
Blogger	601

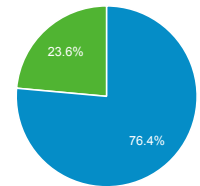
## Visits by Source

google (direct) search.usa.gov bing yahoo Other



## New vs. Returned Visitors

New Visitor Returning Visitor



## Pageviews and Pages / Session by ...

Mobile (Including Tablet)	Pageviews	Pages / Session
No	5,850,496	2.94
Yes	2,662,006	2.22

