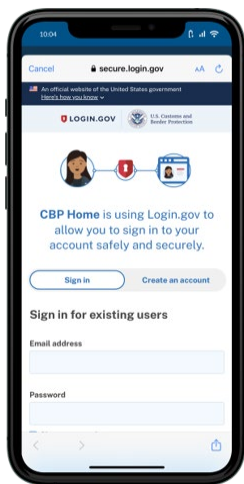
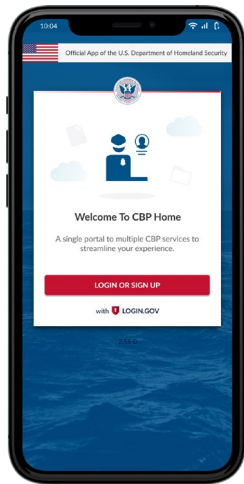




Download CBP Home Today!



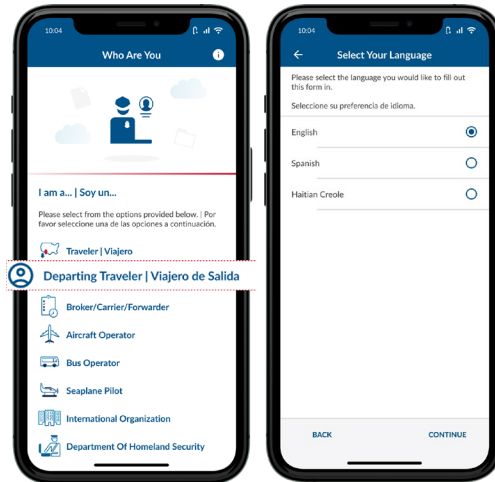
Sign In Using Login.gov



The app will redirect to login.gov where you can either create or login to your existing account.

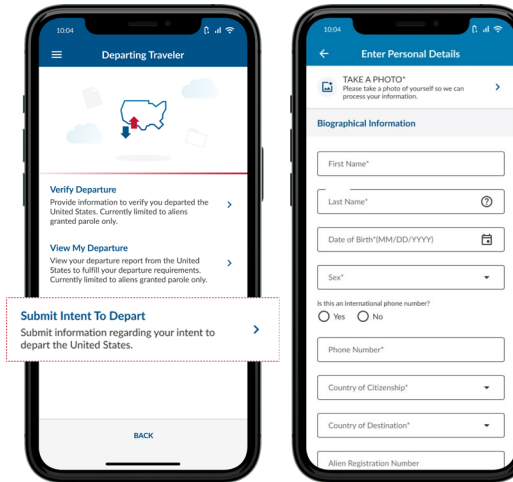
1. Who Are You

Tap 'Departing Traveler' to begin and select the language you want to fill out the form in.



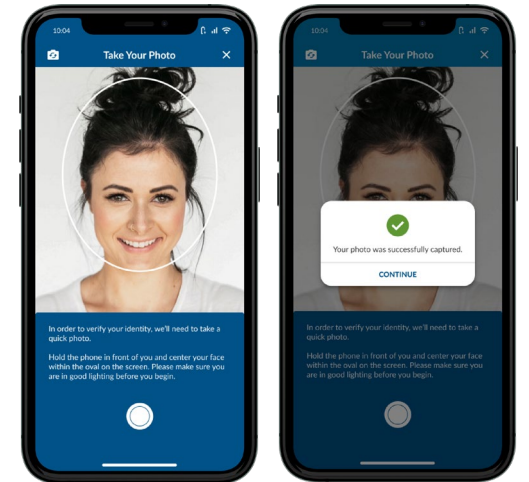
2. Submit Intent to Depart

Select "Submit Intent to Depart" to take your photo to get your information processed and to fill out your biographical information.



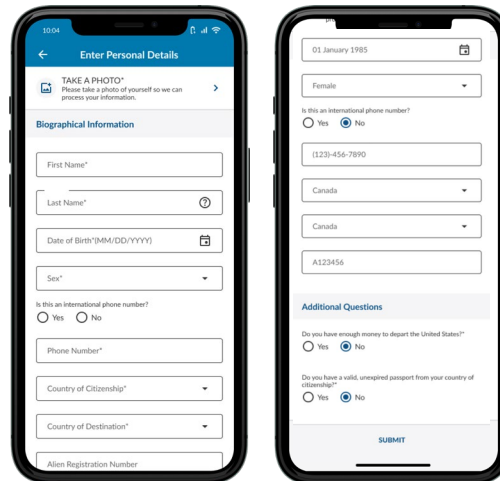
3. Take Picture

Follow instructions on the screen to take clear photo. Once your picture is successfully captured, you will be taken to the next steps to complete your exit submission.



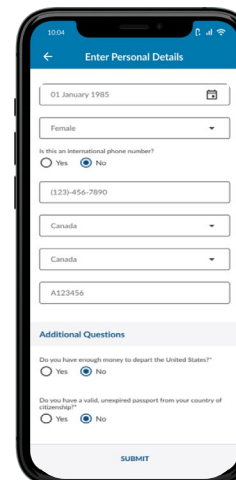
4. Fill out Biographical Information

Carefully fill out the mandatory biographical information fields along with a current phone number.



5. Answer Additional Questions

Provide a "Yes" or "No" response regarding whether you have enough money to depart and a valid, unexpired passport.



6. Submit to CBP

Once you have reviewed and verified your information, click on "Submit". Next, you will receive a successful submission notification.

