


Web Performance Metrics-CBP.gov

Jun 1, 2021 - Jun 30, 2021

All Users
100.00% Sessions


Total Visits

3,634,110
% of Total: 100.00% (3,634,110)




Pageviews

22,144,447
% of Total: 100.00% (22,144,447)




Avg. Visit Duration

00:01:35
Avg for View: 00:01:35 (0.00%)




Unique Visitors

2,752,799
% of Total: 100.00% (2,752,799)




Avg. Pages / Visit

6.09
Avg for View: 6.09 (0.00%)




Avg. Time on Page

00:00:19
Avg for View: 00:00:19 (0.00%)



Bounce Rate

1.63%
Avg for View: 1.63% (0.00%)



Top Pages

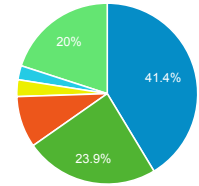
Page Title	Pageviews
Global Entry U.S. Customs and Border Protection	1,886,478
U.S. Customs and Border Protection Securing America's Borders	1,602,209
Border Patrol Agent - Apply Now U.S. Customs and Border Protection	1,435,659
How to Apply for Global Entry U.S. Customs and Border Protection	843,266
Locate a Port of Entry U.S. Customs and Border Protection	594,728
Global Entry Enrollment Centers U.S. Customs and Border Protection	594,284
Arrival/Departure Forms: I-94 and I-94 W U.S. Customs and Border Protection	463,050
Enrollment on Arrival U.S. Customs and Border Protection	385,905
Careers U.S. Customs and Border Protection	310,375
Travel U.S. Customs and Border Protection	297,509

Visits by Social Network

Social Network	Sessions
Facebook	44,821
Twitter	31,674
LinkedIn	2,010
Instagram Stories	1,584
YouTube	1,467
reddit	1,131
Instagram	667

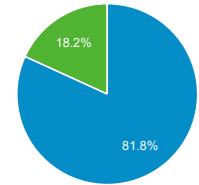
Visits by Source

google (direct) LinkUp
Google bing Other



New vs. Returned Visitors

New Visitor Returning Visitor



Pageviews and Pages / Session by ...

Mobile (Including Tablet)	Pageviews	Pages / Session
No	12,588,788	7.42
Yes	9,555,659	4.93