



Remediation of Compromised Levee in RGV

RGV-002



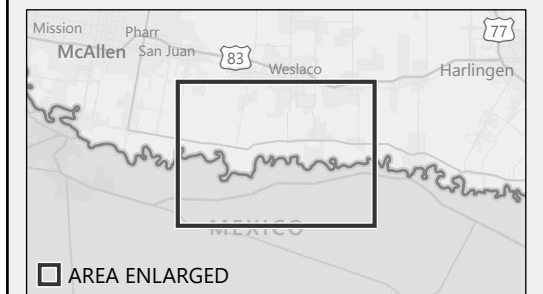
LEGEND

-  Ports of Entry
-  Areas of On-going Levee Remediation

**If sheet measures less than 11x17" it is a reduced print.
Reduce scale accordingly.*

1:79,000

1:79,000




Remediation of Compromised Levee in RGV

RGV-003



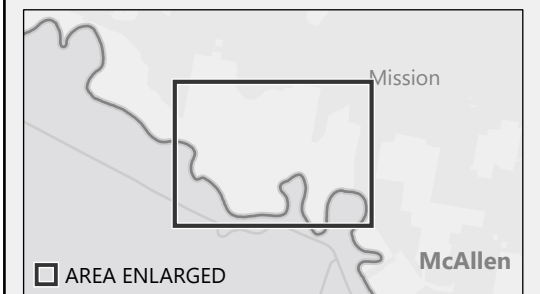
LEGEND

 Areas of On-going Levee Remediation

**If sheet measures less than 11x17" it is a reduced print.
Reduce scale accordingly.*

1:24,000

1:24,000





Remediation of Compromised Levee in RGV

RGV-004



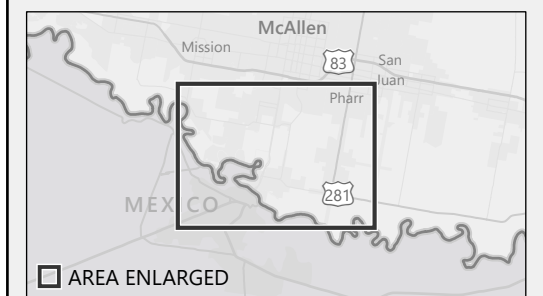
LEGEND

-  Ports of Entry
-  Areas of On-going Levee Remediation

**If sheet measures less than 11x17" it is a reduced print.
Reduce scale accordingly.*

1:55,000

1:55,000




Remediation of Compromised Levee in RGV

RGV-010



LEGEND

 Areas of On-going Levee Remediation

**If sheet measures less than 11x17" it is a reduced print.
Reduce scale accordingly.*

1:14,000

1:14,000

